



# Cultural History Housing and Economic Sustainability Strategy

OCTOBER 2022



SOMA Pilipinas  
Filipino Cultural Heritage District



Mayor's Office of Housing  
and Community Development

DRAFT V3  
1/28/23

# SOMA Pilipinas

## Cultural History, Housing, and Economic Sustainability Strategy



Mayor's Office of Housing  
and Community Development



SOMA Pilipinas  
Filipino Cultural Heritage District



# Ramaytush Ohlone Land Acknowledgment

*“We acknowledge that we are on the unceded ancestral homeland of the Ramaytush Ohlone who are the original inhabitants of the San Francisco Peninsula. As the indigenous stewards of this land and in accordance with their traditions, the Ramaytush Ohlone have never ceded, lost nor forgotten their responsibilities as the caretakers of this place, as well as for all peoples who reside in their traditional territory. As guests, we recognize that we benefit from living and working on their traditional homeland. We wish to pay our respects by acknowledging the ancestors, elders and relatives of the Ramaytush Community and by affirming their sovereign rights as First Peoples.”*

- Gregg Castro / Jonathan Cordero  
(Ramaytush Ohlone)

DRAFT V3  
1/28/23



# City Acknowledgements

- **Office of Economic and Workforce Development**
  - Invest In Neighborhoods Staff
  - Business Development Staff
  - Nonprofit Stabilization Program Staff
- **Mayor's Office of Housing and Community Development**
  - Data Team
  - Multi Family Staff
  - Homeownership and Below Market Rate Staff
  - Small Sites Staff
  - Community Development Staff
- **Planning Department**
  - Data Team
  - Community Equity Division Staff
  - Citywide Division Staff
- **Arts Commission Staff**
- **Zainab Taymuree**, MIT Graduate Intern
- **Ben Demers**, Harvard Graduate Intern
- **Sheila Chung-Hagen**, Consultant

DRAFT V3  
1/28/23



# Community Acknowledgments

## **SOMA Pilipinas Staff**

**Raquel Redondiez**, Director

**Mario de Mira**, Operations Manager

**Christine Abiba**, Arts Administrator

**Tet Naval**, Community Outreach Coordinator

**David Woo**, CHHESS / Community Development and Policy Coordinator

## **Coordinator CHHESS Consultants**

**Jeantelle Laberinto**, CHHESS Lead Consultant / Writer / Researcher

**Ron Muriera**, Arts

**Steve Belale**, Report Layout and Design

## **Consultant SOMA Pilipinas Working Group**

**Angelica Cabande**, Affordable Housing & Land Use

**M.C. Canlas**, History and Heritage

**Desi Danganan**, Economic Development & Small Business

**Orlando Monegas**, Urban Design & Public Realm

**Alleluia Panis and Weston Teruya**, Arts & Culture

**Bernadette Sy**, Executive Director of Filipino American Development Foundation

DRAFT V3  
1/28/23



*SOMA Pilipinas would like to especially thank all of the many community members and stakeholders that were involved and gave input throughout the CHHESS process including hundreds of hours in interviews, focus groups, surveys, town halls and community presentations - including the following organizations and small businesses*

Asian Pacific Islander Cultural Center (APICC)  
Assembly Hall  
Bayanihan Equity Center (BEC)  
Bill Sorro Housing Program (BiSHoP)  
Bindlestiff Studio  
Canon Kip Senior Center  
Eskabo Daan Filipino Martial Arts  
Filipino American Arts Exposition (FAAE)  
Filipino Arts and Cinema, International (FACINE)  
Filipino-American Development Foundation (FADF)  
Filipino Community Center (FCC)  
Filipino Education Center Galing Bata  
Filipina Women's Network (FWN)  
Hinabi Project  
JT Restaurant  
Kalayaan SF  
Kearny Street Workshop (KSW)  
Kulintang Arts (Kularts)  
Kultivate Labs  
Mabuhay Health Center  
Make it Mariko  
Malaya Botanicals  
Manilatown Heritage Foundation/I-Hotel  
Mestiza  
Mirage Medicinal  
Parangal Dance Company  
[people. power. media]  
Pilipino Senior Resource Center (PSRC)  
Pin@y Educational Partnerships (PEP)  
Pinoy Heritage  
San Francisco Filipino Cultural Center (SFFCC)  
SF Urban Film Fest (SFUFF)  
SOMA Community Collaborative (SCC)  
South of Market Community Action Network (SOMCAN)  
The Living Room  
The Sarap Shop  
Undiscovered SF  
United Architects of the Philippines California Chapter #116  
United Playaz (UP)  
West Bay Pilipino Multi-Service Center  
Yoü by Hü

DRAFT V3  
1/28/23



# Acknowledging COVID

The Covid-19 pandemic has rapidly and permanently changed the ecosystems of San Francisco, impacting all aspects of our lives. Due to COVID-19:

- Children of color and low-income community members are more affected by school closures: 85% of the public school population and only 52% of the total child population
- Public transportation has reduced ridership; BART is at 87% below baseline daily ridership, MUNI is at 63% drop (as of November 2021)
- Overcrowding and multi-generational housing increased COVID-19 risks, especially among Latinx
- Essential workers are more likely to have greater rent burdens and fewer safety nets
- 33,000 renter households are estimated to be at risk of eviction after the moratorium on rent collection
- Tax and revenue losses leave the City with a \$50 million budget shortfall (after accounting for funds expected from the federal stimulus passed in March 2021.)

Given the fact that COVID-19 is having disproportionate impacts on Black, American Indian, Latinx, Asian Pacific Islander, low-income communities, and neighborhood businesses, the Cultural Districts' work is needed more now than ever. Since March 13th, 2020, each of the Cultural Districts stepped up to serve their respective communities, leaning into their role as a conduit of information and helping to leverage resources in response to emerging needs caused by the pandemic. Some Cultural Districts focused on supporting small businesses, some created open-air spaces for community activation, some distributed food and supported additional mental health support services, and others became citywide leaders in the testing and vaccination effort. Many of the Districts created COVID-19 response collaboratives, partnering with multiple agencies developing innovative culturally responsive strategies by providing mini-grants for housing support, small businesses, and employment opportunities.

All of the Cultural Districts partnered with the SF COVID-19 Command Center, the SF Economic Recovery Task Force, and other City Departments to provide culturally competent outreach and services as well as to distribute personal protective equipment across each District. While the pandemic prohibited community members from gathering at annual events and festivals, the Cultural Districts continued their work on each of their Cultural History and Housing Economic Sustainability Strategies Reports (CHHESS).

This CHHESS report was created while facing new adversities and stands as a testament to San Francisco's fortitude and the power of collaboration and partnership.

DRAFT V3  
1/28/23



# *Letter from the MOHCD Cultural Districts Manager*

San Francisco, the City by the Bay, and the launching pad of the historic United Nations have long been the sacred ground for new ideas, social justice movements, and innovation.

The Cultural District Program is but one stitch in the quilt of San Francisco's history and legacy of progressive change-making. This program, in partnership with OEWD, Planning Department, and Arts Commission, aims to provide a platform for historically marginalized communities to advance their own frameworks for righting the wrongs of the past and pushing forward an agenda for self-determination and healing.

This program and CHHESS report signal that the City and the community are working together to achieve a shared vision. The ideas and proposals in this report on not brand new, they build upon previous and current work underway. The aspect that is new is that the City and Community co-authored this report and agreed on what is feasible and what are the priorities moving forward knowing that there are limited resources.

San Francisco may be small, but it is mighty. Similarly, this program and this report present mighty challenges urging us all to look deeply at what stabilization means, how we put into action a resurgence of culture in order to heal from historical trauma, and what can we do to assure that we work collaboratively with a lens of racial and social equity.

Each CHHESS report urges us to plan with compassion and to compromise; the City and community members will not always agree, but we can always move forward and do better. It's an honor to learn about the SOMA and Filipino history and legacy, work with its community, and coordinate with the City stakeholders.

Julia Sabory

DRAFT V3  
1/28/23





DRAFT V3  
1/20/22



Lipi Ni Lapu Lapu mural at the San Lorenzo Luis Center on Lapu Lapu Street



# Letter from SOMA Pilipinas Cultural District Director

Our first SOMA Pilipinas Cultural Heritage Housing and Economic Sustainability Strategy (CHHESS) report outlines our community struggles and strategies to preserve our home and cultural heritage in the highly gentrified South of Market neighborhood of San Francisco - the technology and finance capital of the world. These strategies were crafted during the unprecedented COVID-19 pandemic, which compounded the precarious conditions for families, seniors, artists, small businesses, and cultural institutions in SOMA Pilipinas.

The year 2020 was one of many trials and great losses not just for Filipinos but for many people, especially immigrant working class and BIPOC communities. It is a year we will never forget, with heightened political struggles and uprisings amidst the fight for survival against the pandemic, economic crisis, and violence of white supremacy and institutionalized racism.

As we emerge from all the challenges of 2020, we are ever so grateful for the spirit of bayanihan and kapwa that has guided us in developing strategies through the praxis of resistance and resilience. We want to thank all the community members who contributed their lived experiences, analysis, insight, and foresight to develop these strategies.

San Francisco served as the launching pad for the Philippine-American War and was the City of broken dreams for thousands of first-wave Filipino Manongs who were pushed out of Manilatown. SOMA was the neighborhood where hundreds of Filipino WWII Veterans and generations of Filipino migrants landed, who faced the shattered promises of America. Our CHHESS report aims to address 120 years of forced migration, national oppression, dispossession, displacement, and racial discrimination targeted towards Filipinos. We offer it in honor of those who came before us and for generations ahead of us. We offer it in solidarity with all other people whose land, labor, and lives have been stolen, who have been historically denied equitable resources, and social and economic justice, racial equity, and reparations.

We stand on the shoulders of our ancestors and generations of community activists and unsung s/heroes who laid the foundation for our cultural district. We are excited to be part of the recovery of our City, a recovery that must be based on racial equity and economic opportunity, and sustainability for all, especially marginalized communities. As we re-emerge from the pandemic, we are also determined to create our public realm with new monuments and cultural markers that honor our ancestors, history, contributions, and collective legacy.

In community and solidarity,

Raquel R. Redondiez

DRAFT V3  
1/28/23



# Table of Contents

<b>EXECUTIVE SUMMARY</b>	<b>1</b>
<b>CITY SECTION</b>	<b>6</b>
<b>ACKNOWLEDGING THE PAST</b>	<b>7</b>
A Historical Snapshot - How we got here	7
The United Nations Shifts the Cultural Heritage Preservation Approach	8
Evolution of Preservation & Place Keeping Policy In San Francisco	11
Community Development Using a Racial & Cultural Equity Approach	11
How San Francisco became fertile ground for a place-based cultural stabilization program	12
<b>RESPONDING TO THE PRESENT</b>	<b>19</b>
How The Cultural Districts Program Operates	19
A Demographic Snapshot South of Market (SOMA) District	21
Affordable Housing in SOMA	24
Economic Impact & Trends in SOMA	26
SOMA Area Plans, Community Benefit Funds, and Citizen Oversight Committees	31
<b>CULTURAL DISTRICT SECTION</b>	<b>37</b>
Our Filipino History and Cultural Legacy	40
Establishing The SOMA Pilipinas Cultural District	48
The SOMA Pilipinas Cultural District's Structure	54
<b>PLANNING FOR THE FUTURE</b>	<b>58</b>
Community-Designed CHHESS Strategies & Recommendations	58
Cultural Preservation: Preserving Filipino Arts, History, Heritage & Culture	59
Tenant Protections: Anti-Displacement, Tenant Stabilization, and Housing Readiness	61
Arts and Culture: Arts Sustainability, Public Art, & Urban Design	63
Economic and Workforce Development: Small Businesses & Family Sustaining Jobs	66
Place Keeping & Place Making: Community Development & Stabilization	69
Cultural Competency: Language Access & Culturally Competent Services	71
<b>CONCLUSION – COLLABORATIVELY MOVING FORWARD TOGETHER</b>	<b>74</b>
<b>APPENDIX</b>	<b>76</b>
Economic Recovery Alignment & Dream Keeper Alignment	77
City Data Collection by Cultural District Program Area	81
Planning Department's Neighborhood Contact List for SOMA Notifications	104
MOHCD Community Development Grantee List in SOMA	106

DRAFT V3  
1/28/23

# Executive Summary

*San Francisco is known around the world as a homeplace for sanctuary and cultural pride, where personal and collective movements for justice and innovation are born.*

Historic preservation practice in Western culture developed over the past two centuries as a way to integrate historic architecture and artifacts from our past into contemporary life, and its focus was primarily on the material representations of dominant historical narratives. Historic preservation protections were applied solely to tangible cultural elements such as buildings and objects. The 2000's saw a marked shift in how cultural heritage should be approached with the United Nations leading this new interpretation. More recently, preservation activities have expanded to include safeguarding of intangible cultural heritage elements, such as traditional practices, cuisine, art forms, or annual events that make up the social fabric of an area. San Francisco's Cultural Districts reflect this global and local evolution in how societies think about and manage their cultural heritage.

The Mayor's Office of Housing and Community Development's (MOHCD) approach to community development, as it relates to place-keeping and place-making, can be described as *supporting active, local leadership to maintain the community's social fabric by and for the people who live, visit, and work there*. This framework allows for participatory planning, community building activation, and the strengthening of the intangible, as well as tangible, infrastructure of a community and neighborhood.

Each Cultural District in San Francisco, including the SOMA Pilipinas Cultural District, is working to address societal issues that exist simultaneously across three time periods. This report also uses the three time periods to guide the flow of this report:

- the **past**, by acknowledging and rectifying history, allowing the community to tell its own narrative, and by supporting their leaders and amplifying cultural traditions,
- the **present**, by having a landscape analysis, maintaining community cohesion, and responding to the needs of the community while also building out mechanisms for distributing information and resources, and
- the **future**, by proposing culturally informed recommendations and collaborating with City governmental stakeholders to help strategize, prepare, and implement innovating strategies.

DRAFT V3  
1/28/23

**Once the Board of Supervisors legislates a Cultural District by ordinance, each Cultural District applies for and receives a grant from MOHCD for operations.**

Cultural District staff and the Community Based Advisory Board establishes an oversight and governance process and launches their communications tools and community engagement processes.

**The Cultural History, Housing, and Economic Sustainability Strategies Report (CHHESS) is one of the first tasks for the Cultural District and City partners.**

The CHHESS is a legislatively mandated document that provides a shared understanding and strategic vision for the City and community. The legislation outlines the following elements to be included in each CHHESS Report -

- Profile of the neighborhood – past, present, and future
- Areas of concern/challenges
- A community engagement process resulting in a prioritized set of strategies that support the cultural community and cultural district
- A record cultural legacy and heritage

**The Cultural District’s initiating legislation carefully outlines key issues and strategy areas that intersect with place-based cultural stabilization.**

The departmental partnership and connectivity to community as well as community proposed strategies and recommendations are organized into six primary Strategy Areas- *Historic and Cultural Preservation, Tenant Protections, Arts and Culture, Economic and Workforce Development, Place-Keeping and Place Making, and Cultural Competency*. The Strategy Areas are high level in nature, it’s up to each cultural community to prioritize and interpret the methodologies will be most culturally responsive.

The Cultural District leaders facilitate a year of community engagement and research that produces a set of strategies and recommendations that hundreds of community members report will stabilize and promote their culture. The steps for collaborating partnering with City Departments are:

1. **Strategies are shared with City Interdepartmental Committee,** MOHCD, Office of Economic and Workforce Development, Planning Department and Arts Commission, who then share and coordinate feedback with colleagues across their respective Departments to gather as much input as possible.

2. **Cultural District staff and City Interdepartmental Committee members meet,** discuss, edit, and agree upon a final set of strategies.
3. **The final set of strategies are placed into the CHHESS Report along with the following sections** - A City historical snapshot, a City landscape analysis of the district, the Community cultural legacy, and description of the Cultural District as an organization.

### **The South of Market and The Filipino Community**

The fight to protect elderly residents of the International Hotel, also known as the I-Hotel, from eviction in the 1970s is a touchstone serving as a source of inspiration for the community who have become the leaders and advocates in SOMA today. The SOMA Pilipinas Cultural District is directly connected to this cultural legacy and continues its work to uplift the Filipino community and strengthen Filipino serving institutions. The Cultural District is creating innovative economic, public realm, and cultural activation strategies that draw Filipino leaders, entrepreneurs, and artists together to the regional hub that it is today.

The Filipino community presence in San Francisco spans over 120 years as part of a larger movement of immigration to the US that began in the 1900s. The City of San Francisco certified Tagalog as its third official language in 2014. 2020 Census Data shows that the total Filipino population in San Francisco is 35,588 with 11,464 living in the SOMA Cultural District. The 2020 median income in SOMA ranges between \$20,373 to \$208,425. In the SOMA Census Tract 178.01, the median income for Black residents is \$11,181 and \$18,464 for Asian residents. Multiple Area Plans intersect with the SOMA Pilipinas Cultural District's boundaries. There are two Community Advisory Councils and dedicated Community Benefit Funds that are the direct result of development in the neighborhood that both MOHCD and Planning Department oversee.

The SOMA Pilipinas Cultural District's mission and activities focus on cultural celebration, community development, and economic and racial justice. During the yearlong CHHESS community engagement process, SOMA Pilipinas held 12 focus groups, conducted over 20 interviews, collected surveys specifically aimed at gathering feedback from seniors and unhoused Filipino residents, as well as held multiple community presentations on CHHESS strategies. The proposed strategies were made available on the SOMA Pilipinas website for more than 30 days and multiple points of its development.

The following is a summarized version of the strategies and recommendations created by the community and collaborated on by MOHCD, OEWD, Planning Department, and Arts Commission. Through a series of meetings, the SOMA Pilipinas leaders and Departmental leads sifted, line by line, through over 20 City staff’s comments and questions on each of the strategies. After months of work, the strategies below reflect the outcome:

***SOMA Pilipinas Community Prioritized Strategies & Recommendations Summary***

**CULTURAL PRESERVATION**

- Develop and support SOMA Pilipinas Filipino cultural heritage archive and living legacy
- Expand access to Filipino arts education & programs teaching Filipino languages, history, and culture
- Expand and strengthen programs that empower, serve, and address the health of Filipino children and youth

**TENANT PROTECTIONS**

- Protect and stabilize buildings that contain a high proportion of Filipino tenants and stabilize existing Filipino residents
- Build Capacity and Filipino Cultural Competence to Support Residential Acquisition and Rehabilitation in SOMA
- Increase language and culturally competent housing readiness support for Filipinos to get into affordable, below market rate (BMR), and supportive housing

**ARTS & CULTURE**

- Strengthen and stabilize the capacity of Filipino arts and cultural organizations and individual artists
- Develop a SOMA Pilipinas arts master plan
- Create SOMA Pilipinas Special Area Design Guidelines and Create a SOMA Pilipinas Public Realm Design Toolkit

- City support for cultural district public realm improvement, maintenance, and neighborhood cleaning and beautification
- Development of a Cultural Conservator

#### **ECONOMIC & WORKFORCE DEVELOPMENT**

- Strengthen non-profits' ability to sustain community workers
- Further development of Mission St. as a commercial corridor for the cultural district
- Support the development of a mutual-aid and mentorship-based merchant association to support the stabilization and attraction of Filipino businesses
- Strategic planning to create Filipino access to family-sustaining jobs in public and private sectors

#### **PLACE KEEPING & PLACE MAKING**

- Establish a working group to examine, strengthen, and expand the Youth and Family Special Use District
- Increase Community-Based Ownership, Use, and Stewardship of Land, Buildings, and Space, including Utilization of Publicly Owned Buildings and Space
- Ensure that the historic and ongoing displacement of the Filipino community are part of the discourse in developing the Planning Department's racial and social equity plan initiative including the phase II action plan

#### **CULTURAL COMPETENCY**

- Develop a barangay center/co-location services hub
- Strengthen and expand language access for Filipino residents
- Invest in the sustainability of Filipino community-based organizations
- Develop a community health report on Filipinos in SF



*City  
Section*

# Acknowledging the Past

## ***A Historical Snapshot- How We Got Here***

San Francisco is known around the world as a homeplace for sanctuary and cultural pride, where personal and collective movements for justice and innovation are born. There are countless examples of how the City by the Bay serves as a lighthouse – a beacon of hope radiating light for those who envision a better life, not just for themselves, but for families, communities, and generations to come.

The Cultural Districts builds upon the courage of those who came before, those who raised their minds, bodies, and spirits to protect those in need, holding accountable the systems that neglect the vulnerable and prevent equitable opportunities. This cultural legacy of pride and service to those most in need not only sets a foundation for the Cultural District Program, but also institutes a standard for our collective expectations. Let us continue this work and actualize the dreams of the past to prepare for the future.

*[ The 2000's saw a marked shift in how cultural preservation should be approached. San Francisco took this pivot and created Cultural Heritage Districts which evolved into the Cultural District Program we have today. ]*

## ***The United Nations Shifts the Cultural Heritage Preservation Approach***

Previously, the historic preservation field was applied solely to tangible physical elements such as landmarks and architecture. More recently, preservation has expanded to include intangible heritage such as culture and the many elements that make up the social fabric of an area.

In 2003, The United Nations Educational, Scientific and Cultural Organization (UNESCO) adopted the Convention for the Safeguarding of the Intangible Cultural Heritage recognizing "...that the processes of globalization and social transformation, alongside the conditions they create for renewed dialogue among communities, also give rise, as does the phenomenon of intolerance, to grave threats of deterioration, disappearance and destruction of the intangible cultural heritage, in particular owing to a lack of resources for safeguarding such heritage."<sup>1</sup> In particular, indigenous

<sup>1</sup> UNESCO, *Text of the Convention for the Safeguarding of the Intangible Cultural Heritage* (2003).

communities were called out as having important roles in cultural diversity and human creativity as well as in safeguarding intangible cultural heritage for future generations. The purposes of the Convention are to:

1. Safeguard the intangible cultural heritage.
2. Ensure respect for the intangible cultural heritage of the communities, groups and individuals concerned.
3. To raise awareness at the local, national and international levels of the importance of the intangible cultural heritage, and of ensuring mutual appreciation thereof;
4. Provide for international cooperation and assistance.

### *Evolution of Preservation & Place Keeping Policy In San Francisco*

#### **San Francisco’s Cultural Heritage Districts**

In the same spirit of the UN’s pivot in how preservation is defined and actualized, members of the San Francisco Board of Supervisors requested a hearing in May of 2012 to assess San Francisco’s cultural preservation efforts and to also review the progress of the City’s implementation of Senate Bill 307, passed in 2001, entitled *The California Japantown Preservation Pilot Project* that aimed to support the three remaining Japantown neighborhoods. Prior to World War II there were more than 40 Japantown neighborhoods and while the Bill did not cite Internment directly, the fact was that by 1992, the U.S. government had disbursed more than \$1.6 billion (equivalent to \$3.67 billion in 2021) in reparations to 82,219 Japanese Americans who had been interned. The Bill that built upon this reckoning effort and cited the following needs,

*“The three remaining Japantowns in California face immediate challenges of integrating development and urban renewal proposals that are not consistent with the cultural character of Japantown neighborhoods. While economic development within Japantown neighborhoods and communities is both welcomed and encouraged,*

*that development should be guided by a comprehensive vision of the future with a commitment to the history and cultural character of the neighborhoods and communities.<sup>2</sup>*

The San Francisco Historic Preservation Commission (HPC) then endorsed Resolution No. 0698, recommending that the City to develop an inter-departmental program, entitled 'Cultural Heritage Districts' which would further the efforts of documentation and designation, thereby incentivizing preservation of social and cultural heritage. At the same time, the HPC and Planning Department were actively developing historic context statements that reflect the diverse social and ethnic histories of the city which continue to be under-represented in cultural heritage work. These efforts demonstrated a shift in the approach the City took to strengthen the preservation of culture and history.

The Cultural Heritage Districts effort was then recognized by the City's Board of Supervisors in 2013 with the intent to expand the definition of cultural heritage to include having unique social and historical associations and living traditions. Therefore, the geographic boundaries could now formally expand its work to preserve local activities, including commerce, services, arts, events, and practices. This new take on recognition spurred community efforts to develop strategies for sustaining the living culture of these places, an effort facilitated by the Planning Department and the Office of Economic and Workforce Development. Initially, the Cultural Heritage Districts program was unfunded.

True to form, San Francisco's community and City leaders raised the bar, accelerating implementation of their vision and deepening the coordination between City Departments and communities. There was a collective realization that to ensure progress in cultural stabilization, there needed to be a toolkit of economic, zoning, educational, marketing, and planning approaches appropriate to the safeguarding of living heritage.<sup>3</sup>

2) CA Senate Bill 307

3) San Francisco Planning Department and SOMA Pilipinas Working Group, *Progress Report: Filipino Cultural Heritage District Community Planning Process* (2016).

## 2018: SF Creates Cultural District Program & Prop E Passes

The current Cultural District Program was formalized by Ordinance in May of 2018 when the Board of Supervisor’s legislation defined a Cultural District as “a geographic area or location within the City and County of San Francisco that embodies a unique cultural heritage because it contains a concentration of cultural and historic assets and culturally significant enterprise, arts, services, or businesses and because a significant portion of its residents or people who spend time in the area or location are members of a specific cultural, community, or ethnic group that historically has been discriminated against, displaced, and oppressed.”<sup>4</sup>

The legislation outlined the program’s purpose:

*San Francisco’s Cultural Districts program will seek to formalize a collaborative partnership between the City and communities and bring resources and help in order to stabilize vulnerable communities facing or at risk of displacement or gentrification and to preserve, strengthen and promote our cultural assets and diverse communities so that individuals, families, businesses that serve and employ them, nonprofit organizations, community arts, and educational institutions are able to live, work and prosper within the City.*<sup>5</sup>

The legislation’s goals are the following:

- To preserve, strengthen and promote diverse communities’ cultural and neighborhood assets, events and activities.
- To celebrate, amplify and support the community’s cultural strengths to ensure immediate and long-term resilience.
- To streamline City and community partnerships to coordinate resources that stabilize communities facing displacement.

4) San Francisco Board of Supervisors, Ordinance No. 126-18, *Process for Establishment of Cultural Districts* (2018)

5) Ibid.

Subsequently, in November of 2018, Proposition E passed by a 75% majority allocating approximately \$3 million annually from the City’s Hotel Tax Fund to support the Cultural Districts’ Program. Proposition E not only provided the necessary resources for the Cultural District program, but also a formal recognition of the fact that San Francisco was experiencing a dramatically changing landscape; in response to this emerging transformation, the City’s voters overwhelmingly had chosen to allocate ongoing funding to preservation of the City’s diversity and cultural identities through a strategic stabilization.

### *Community Development Using a Racial & Cultural Equity Approach*

**The Mayor’s Office of Housing and Community Development’s**, (MOHCD) approach to community development, as it relates to place-keeping and place-making, can be described as *supporting active, local leadership to maintain the community’s social fabric by and for the people who live, visit, and work there*. This framework allows for participatory planning, community building activation, and attempts to strengthen the intangible, as well as tangible, infrastructure of a community and neighborhood. This approach improves connectivity within and across neighborhoods for the provision of direct services and the leveraging of resources to better serve San Francisco’s residents. The overarching goals are empowerment and self-determination.

The Cultural Districts Program is founded on the framework that solutions developed by the people most impacted by the social inequities are often the most viable and impactful. MOHCD’s approach supports communities in keeping the cultural memories and legacy of their neighborhood alive by supporting their ability to maintain their traditions and way of life.

Each Cultural District in San Francisco, including the SOMA Pilipnas Cultural District, is working to address societal issues that exist simultaneously across three time periods-

- the **past**, by acknowledging history, repairing past harm, allowing the community to tell its own narrative, and by supporting their leaders and amplifying cultural traditions,
- the **present**, by maintaining community cohesion and responding to the needs of community- based organizations and its community members while also building out mechanisms for distributing information and resources, and
- the **future**, by remaining engaged in City governmental processes to help strategize, prepare, and plan for their families and cultural community members.

This CHHESS report builds upon the City and community’s work over the last two decades and provides a roadmap for deeper partnerships and leveraging of resources to attain the community’s vision over the coming years. The roadmap will help maintain and support SOMA’s growth as the regional center for the Filipino community and it will facilitate increased visibility of the Filipino community.

***How San Francisco became fertile ground for a place-based cultural stabilization program***

Faced with exclusion and displacement, the Filipino community has long been developing their own strategies to make home in the South of Market, beginning one hundred years ago when Filipino merchant marines and other Filipino migrant workers pooled their resources together to purchase the Gran Oriente Lodge in South Park.

The community and racial solidarity that coalesced in opposition to the displacement of elderly residents of the International Hotel continues to serve as a source of inspiration for the next generation who have become the leaders and advocates in SOMA today. The SOMA Pilipinas Cultural District is directly connected to this cultural legacy and continues its work to uplift the Filipino community and strengthen Filipino serving institutions. The Cultural District is creating innovative economic, public realm, and cultural activation strategies that draw Filipino leaders, entrepreneurs, and artists together to the regional hub that it is today.

In the spirit and cultural tradition of collectively working together so much has already been achieved through City and community partnership -

- Protection of the Filipino Education Center and rebuild of Bessie Carmichael Elementary School.
- Building of Victoria Manalo Draves Park, the only 1-acre multi-use park in the neighborhood.
- Protection of affordable housing through small site acquisition and development agreements such as the Trinity Plaza.
- Establishment of the SOMA Stabilization Fund.
- Development and protection of arts and service cultural institutions
- Installation of stop lights and other pedestrian safety infrastructure
- Recognition and requirement of Filipino Language as one of the official City languages

- Launch of the SOMA Pilipinas Cultural District and completion of the CHHESS Report
- Creation of Kapwa Gardens, an outdoor cultural gathering place for performance arts, public art, and other creative open-air events
- A new subsidy for 49 below-market-rate units as part of the Emerald Fund’s 333 Harrison St. Development
- Arts programming, tenant counseling programs at the Veteran’s Equity Center, arts and cultural activities
- United Playaz, a SOMA community anchor and youth-serving organization, was awarded a \$400,000 grant from MOHCD for the down payment to purchase their two-story building at 1038 Howard St. in the heart of South of Market.
- West Bay, the oldest Filipino-led, Filipino serving organization in San Francisco acquired their property at 150 7th Street thereby quadrupling program space from 1,500 to 6,200 square feet. MOHCD provided \$3,00,000,000 in 2021 for this purchase.

***The CHHESS report proposes a strategic vision for addressing the past by planning for the future:***

The CHHESS report serves as a foundational roadmap for the Filipino community as a Cultural District and as a regional hub. Each strategy serves as a guidepost as to what activities have been deemed as culturally responsive stabilization activities. Many of these strategies are already activated and some are policy tables waiting for us to sit together and learn, explore, and engage in crafting a more equitable future together.

On the following pages, you will read about the challenges from the past, some of the current City policies that impact the neighborhood and then, in their own words, about the district’s broad community engagement process and how it informed their set of community strategies.

Each of the four City Departments - MOHCD, Planning, OEWD, and the Arts Commission - reviewed the strategies and worked to assure alignment with their department’s purview and goals. This is not new work; this is strengthening the work that is already in place.



This report tethers together both culture and policy in a new and unique way. This document will serve as a source for learning, healing and reconciliation as it addresses the lasting residue of pain and suffering for this cultural community. Both the City and community poured their time and energy into a collective process that produced this vision for a better future.

### *Understanding Displacement in San Francisco*

Throughout history, ever-changing economies, demographics, and the cultural evolution of metropolitan areas have nurtured advancement for some and hardship for others. In the United States, gentrification and displacement of long-time residents has been most intense in the biggest cities which are often coastal.<sup>6</sup> San Francisco, along with other major cities throughout the country, have faced a new wave of economic growth, specifically in the technology sector, throughout the 1990's and 2000's.

Research shows that between 1990 and 2015, San Francisco experienced significant demographic changes, particularly in the neighborhoods where communities of color live. Some of the changes observed in these neighborhoods were not “natural” demographic shifts resulting from individual households choosing to move elsewhere, but resulted from eviction, large rent increases, or other reasons otherwise known as displacement.<sup>7</sup>

San Francisco's increasing income inequality and housing and business costs have been linked to changes in the city's socio-economic composition and displacement of communities of color, the businesses and organizations that serve them, and low-income households. Characteristics of displacement can surface as residential, commercial, or psychological, and can be direct and indirect, physical, or economic, and exclusionary.<sup>8</sup> Residential and commercial displacement is the process by which a household or commercial tenant is forced to move from its residence or place of business.<sup>9</sup> Psychological displacement is both the fear of loss and the sentiment that what once was home is no longer a welcoming space. A stable community is one that provides existing residents and businesses the choice to stay in the neighborhood rather than be forcibly displaced as change and pressures occur. Thus, there are countless impacts of displacement on a household, community, neighborhood, and city.

6) Richardson, Jason, Bruce Mitchell, Juan Franco. National Community Reinvestment Coalition, *Shifting Neighborhoods: Gentrification and cultural displacement in American cities* (2019).

7) UC Berkeley Urban Displacement Project, *Rising Housing Costs and Re-Segregation of San Francisco* (2018).

8) Zuk, Miriam, Ariel Bierbaum, Karen Chapple, Karolina Gorska, Anastasia Loukaitou-Sideris, Paul Ong, Trevor Thomas. UC Berkeley, UCLA, *Gentrification, Displacement and the Role of Public Investment: A Literature Review* (2015).

9) UC Berkeley Urban Displacement Project, *What are Gentrification and Displacement*. Accessed December 2022. <https://www.urbandisplacement.org/about/what-are-gentrification-and-displacement/>

Vulnerable populations tend to be most at risk of displacement. Vulnerable groups include people of color (Black, Latinx/Hispanic, Asian, Native American/American Indian, Pacific Islander, and other non-white racial groups), people living with disabilities, low-income households, people experiencing homelessness, seniors, youth, immigrants, LGBTQ+ people, refugees, linguistically isolated households, small businesses, veterans, and nonprofit organizations.

Pressures from displacement cause vulnerable populations either to move out of their neighborhoods within San Francisco or to leave it entirely. These vulnerable households may be driven from their neighborhood into higher poverty, lower-resourced neighborhoods.<sup>10</sup> Low-income households have experienced the highest percentage of out-migration (four percent) of any income category between 2006 and 2015.<sup>11</sup> Additionally, while Black residents made up 11 percent of the city's population in 1990, by 2017 they made up only 5.3 percent of the population. Thus, in the time span of 25 years, the proportion of the Black population in San Francisco was reduced by half, a far more rapid decline than the rest of the Bay Area.<sup>12</sup> Displacement of low-income households to other lower-income neighborhoods intensifies poverty conditions, creates new patterns of segregation, and reduces access to opportunities. The movement into other housing also may increase transportation and housing cost burdens on the migrating household, especially if the housing lost is rent controlled or more affordable than any current options.

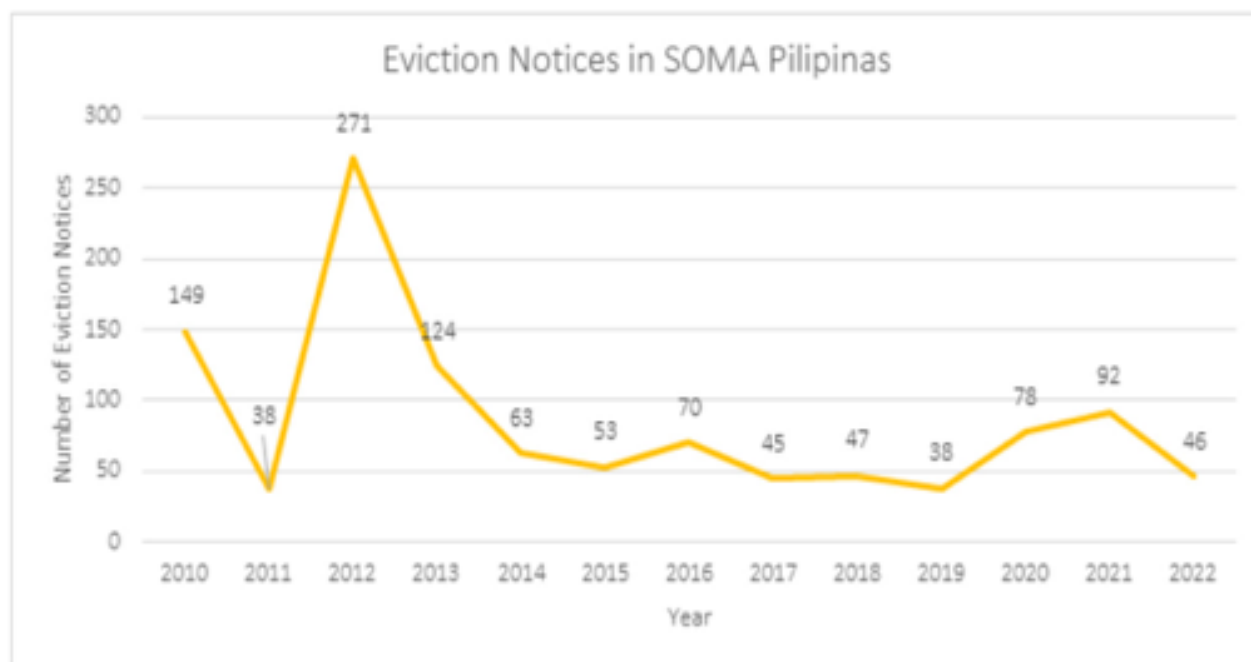
### *San Francisco's Rising Rent*

Dramatically increased rents and home sales prices have placed a burden on many San Francisco households. The median home sales price more than doubled between 2011 and 2017. The median asking rent grew by 50 percent from 2012 to 2015, where it remained through the end of 2017. From a regional perspective, in 2018, the median rental price for a two-bedroom apartment in San Francisco was 57 percent higher than the median rental price for the entire Bay Area. A San Francisco family of three with a combined household income that is 110 percent of the U.S. Department of Housing and Urban Development (HUD) median income would fall a little over \$1.1 million short of being able to purchase a median-priced two-bedroom home (\$1,573,000 in 2018).

- 10) UC Berkeley, Urban Displacement Project, *Rising Housing Costs and Re-Segregation in San Francisco* (2018).
- 11) San Francisco Planning Department, *San Francisco Housing Trends and Needs Report* (2018). Migration rate is defined as the number of individuals who moved in or out of San Francisco in a given year, as a percentage of the number of people in that income group in that year. The rate is calculated as an annual average over the 10-year period 2006 to 2015.
- 12) *Ibid.* In comparison, the Bay Area's overall Black population had been 8 percent in 1990 and had decreased to 6 percent over the next 15 years.

Housing cost burden has increased for renters and owners of nearly all income groups, except for the highest income households. Most of the cost-burdened households are of extremely low- and very low- income households. Black and Latinx/Hispanic renters face the highest rates of cost burden with nearly half of both groups cost burdened or severely cost burdened. Asian and Pacific Islander renters also experience elevated rates of cost burden (Figure 1).<sup>13</sup>

Beyond residential housing, small businesses and service providers also experience the impacts of affordability during a changing retail and commercial landscape. The average rent for office space increased by 122 percent between mid-2010 and March 2016.<sup>14</sup> Business owners also shared that the lengthy, complex permit process, high start-up, and high operating costs make it challenging to open and operate a business in the city.



Data includes eviction notices filed with the San Francisco Rent Board per San Francisco Administrative Code 37.9(c). A notice of eviction does not necessarily indicate that the tenant was eventually evicted, so the notices may differ from actual evictions.

13) Ibid.

14) Northern California Grantmakers, *Status of Bay Area Nonprofit Space and Facilities* (2016). Prepared by Harder and Company Community Research.

## *History and Impact of Land Use Policy*

The legacy of land use discrimination is connected to the City’s history and decisions in the past. Government-sanctioned racial discrimination in zoning, lending and the sale and rental of homes—from redlining to racial covenants and exclusionary zoning—made housing a central feature of racial inequity in the city. In addition, between the 1940s and 1970s, the City of San Francisco’s Redevelopment Agency designated neighborhoods predominately composed of people of color as “blighted” and razed large areas, leading to the displacement of several thousand households. The redevelopment plan for these key areas disrupted communities of color, affecting the stability and wealth-generation of these populations for decades to come.

Although urban renewal and redevelopment in San Francisco are most commonly known to be associated with the Fillmore district, it also reared its head in the destruction of Manila Town. In 1977, at 848 Kearny Street, mass evictions were served, and the demolition of the International Hotel was set which served as a residential hotel for Filipino and Chinese elderly. In response, immigrant workers and the broader community-initiated a years-long movement that culminated, at the original site of the original I-Hotel, in a 104-unit building for low-income seniors. It is also credited with helping give birth to the modern tenant rights movement and continues to serve as a model for racial solidarity.

Close to 50 percent of white San Francisco residents own their homes and Asian residents have the next largest home ownership rate at 36 percent.<sup>15</sup> No other group exceeds the 10 percent rate; most are below 5 percent and Native American/American Indians have the lowest rate at 0.3 percent.<sup>16</sup>

## *Historical Trends in Income Disparities*

The income gap between the highest earners and lowest earners in the city significantly increased at the same time as displacement. San Francisco gained high income households while the number of low- and moderate-income households dropped, except for extremely low-income households, which grew slightly.

15) U.S. Census Bureau, *2010-2014 American Community Survey 5-Year Estimates* (2015). Data is not disaggregated by Asian subgroup (such as East Asian, Southeast Asian and South Asian). Additional surveys or analysis could be done to determine which Asian subgroups have the highest and lowest rate of homeownership.

16) *Ibid.*

The number of above moderate- and upper-income households nearly tripled since 1990. A majority (82 percent) of this growth was in upper-income households. Currently, people of color disproportionately make up most low-income households.<sup>17</sup> In 2017, the median white household earned \$116,102 a year while the median Black household earned \$30,235.<sup>18</sup> Thus, over the past three decades income disparities and displacement grew in parallel.

### A Closer Look at Current SOMA Median Incomes

Current Median Income of Census Tracts within SOMA Pilipinas range from \$20,373 - \$208,425

For example in census tract 178.01:

- Median Age is 59.7
- 72% not born in US of which 83% were born in Asia
- 56% of all residents make under \$50k
- 18% of all residents make over \$200k
- Median Income for Black Residents = \$11,181
- Median Income for Asian Residents = \$18,464



Source: Census Bureau, ACS 2020

17) San Francisco Planning Department, *San Francisco Housing Trends and Needs Report* (2018).

18) U.S. Census Bureau, *2013-2017 American Community Survey 5-Year Estimates* (2018).

# Responding to the Present

## **How The Cultural Districts Program Operates**

1. A City Interdepartmental Committee made up of the Office of Economic and Workforce Development (OEWD), Planning Department, Arts Commission, and MOHCD meet bi-monthly. Together they align intersectional Departmental efforts, support cultural equity goals, and encourage communication and streamlining across city and community entities.
2. Once a Board of Supervisor legislates a Cultural District by Ordinance, each Cultural District applies for and receives a grant from MOHCD for operations. Cultural District staff and the Community Based Advisory Board establishes an oversight and governance process and launches their communications tools and community engagement processes.
3. The CHHESS report is one of the first tasks for the Cultural District and City partners. The CHHESS is a legislatively mandated document that provides a strategic vision and shared understanding for the City and community to coordinate. A set of priorities and strategies identified by cultural community members.

The following elements are included in each CHHESS Report-

- Profile of the neighborhood – past, present, and future
- Areas of concern/challenges
- A community engagement process resulting in a prioritized set of strategies that support the cultural community and cultural district
- A record cultural legacy and heritage

## **How does the Legislation define the key issues to be addressed?**

1. The legislation carefully outlines key issues and strategy areas that intersect with place-based cultural stabilization
2. The Cultural District program encourages neighborhood planning, cultural activation, and a coordinated approach.
3. The Strategy Areas are high level in nature, it's up to the cultural community to prioritize and interpret the methodologies will be most culturally responsive
4. The community engagement process, division of labor across departments, and community strategies are organized into the following categories:

<i>Cultural District Legislated Strategy Area</i>	<i>Legislation's Strategy Area Description</i>	<i>City Department Scope Alignment</i>
Historic/Cultural Preservation	Preserve and develop cultural and historic buildings, businesses, organization, traditions, arts, events, and District aesthetics	Planning Department & Historic Preservation Commission
Tenant Protections	Protect tenants from displacement and promote affordable housing and homeownership	Mayor's Office of Housing & Community Development
Arts and Culture	Attract and support artists and cultural enterprises	Arts Commission
Economic and Workforce Development	Promote jobs, tourism and economic opportunities that stabilize the district's economy	Office of Economic and Workforce Development
Place Keeping & Place Making	Create city regulations and programs that support businesses and industries that advance the Cultural District	All
Cultural Competency	Promote culturally competent and appropriate City services, policies, and narratives	All

***How does Community and City collaborate on the prioritized set of culturally informed strategies and recommendations?***

1. Cultural District facilitates a year of community engagement and research that produces a set of strategies that will stabilize and promote their culture.
2. Strategies are shared with City Interdepartmental Committee who then share and coordinate feedback with colleagues across their respective Departments to gather as much input and as possible.
3. Cultural District staff and City Interdepartmental Committee members meet, discuss, edit, and agree upon a final set of strategies.
4. Set of strategies are shared with Department Directors.
5. Final strategies are a key element of the CHHESS report which also includes a City Narrative and Cultural Legacy Narrative.

***A Demographic Snapshot South of Market (SOMA) District***

The South of Market (SOMA) neighborhood historically has been the City’s site of an industrial economy and has accommodated diverse populations, including families who migrated from Latin America and lived in the area for generations.<sup>19</sup> SOMA is adjacent to San Francisco’s downtown, is transit-accessible making the neighborhood well-positioned to accommodate employment and housing in the City’s core. It is also recognized as a neighborhood with an incredible history and a rich and ongoing cultural heritage. The changing economy and overall landscape of the City associated with the Tech boom impacted the SOMA immensely. SOMA is home to many social service organizations, museums, and conference centers.

Below are some events that take place in the Cultural District annually that honor Filipino heritage and/or bring people together in allyship in SOMA-

- Barrio Fiesta
- Filipino American History Month Celebration
- Flores de Mayo
- Parol Festival/ Philippine Lantern Parade
- Pistahan Parade and Festival
- UNDSCVRD Creative Night Markets
- Silence the Violence March

19) San Francisco Planning Department, Western SOMA Plan Monitoring Report 2011-2015 (2016).



The City of San Francisco certified Tagalog as its third official language in 2014, and the 2020 American Community Survey data shows that the Filipino population in San Francisco is 35,588 with 11,464 living in the SOMA Cultural District.

### *Important Notes About Population Data*

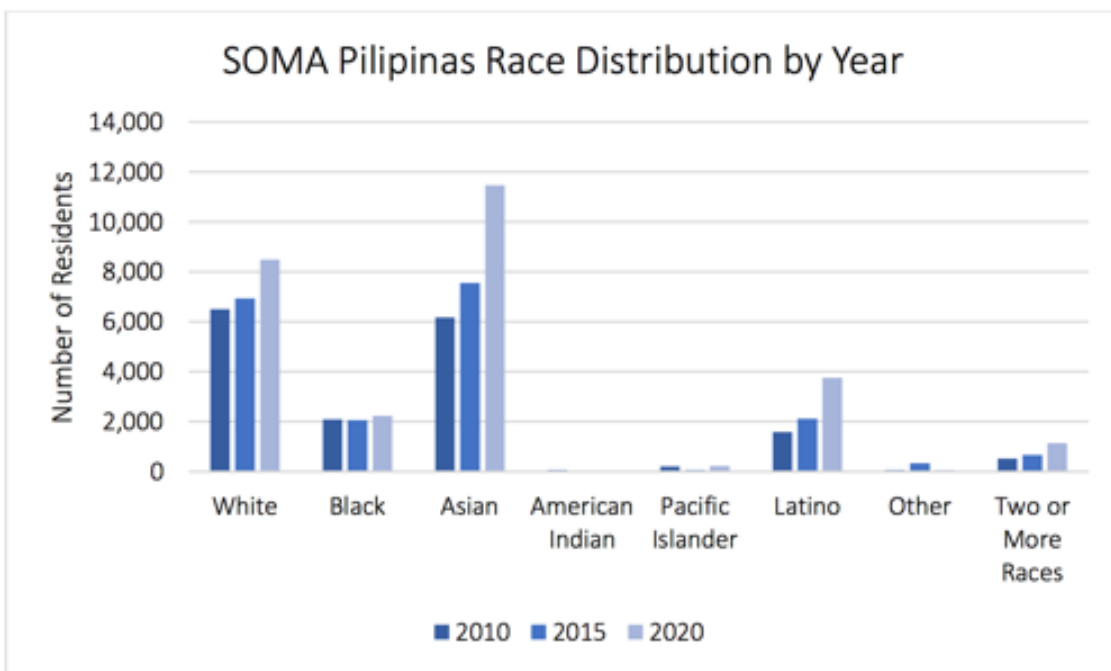
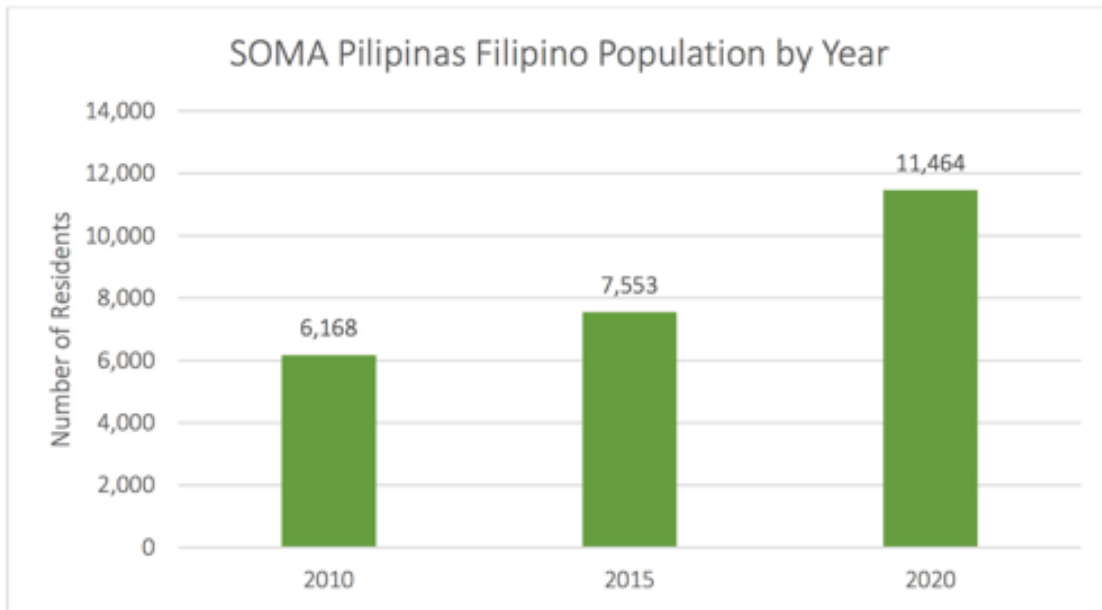
1. Some increase in population may be attributed to the growth in people identifying as multiracial and more extensive outreach to communities of color rather than an increase to the number of Filipinos in the city.
2. Historically, the Census has reported inaccuracies in the reporting of communities of color, including the undercounting of Black, American Indian<sup>20</sup>, and Hispanic/Latino populations and the overcounting of specific Asian racial groups.<sup>21</sup>
3. Community efforts and “improvements to the [Census] design of the two separate questions for race and ethnicity, data processing, and coding, which enabled a more thorough and accurate depiction of how people prefer to self-identify”<sup>22</sup> have enhanced the counts for multiracial people, including those that identify Filipino in combination with other races.

DRAFT V3  
1/28/23

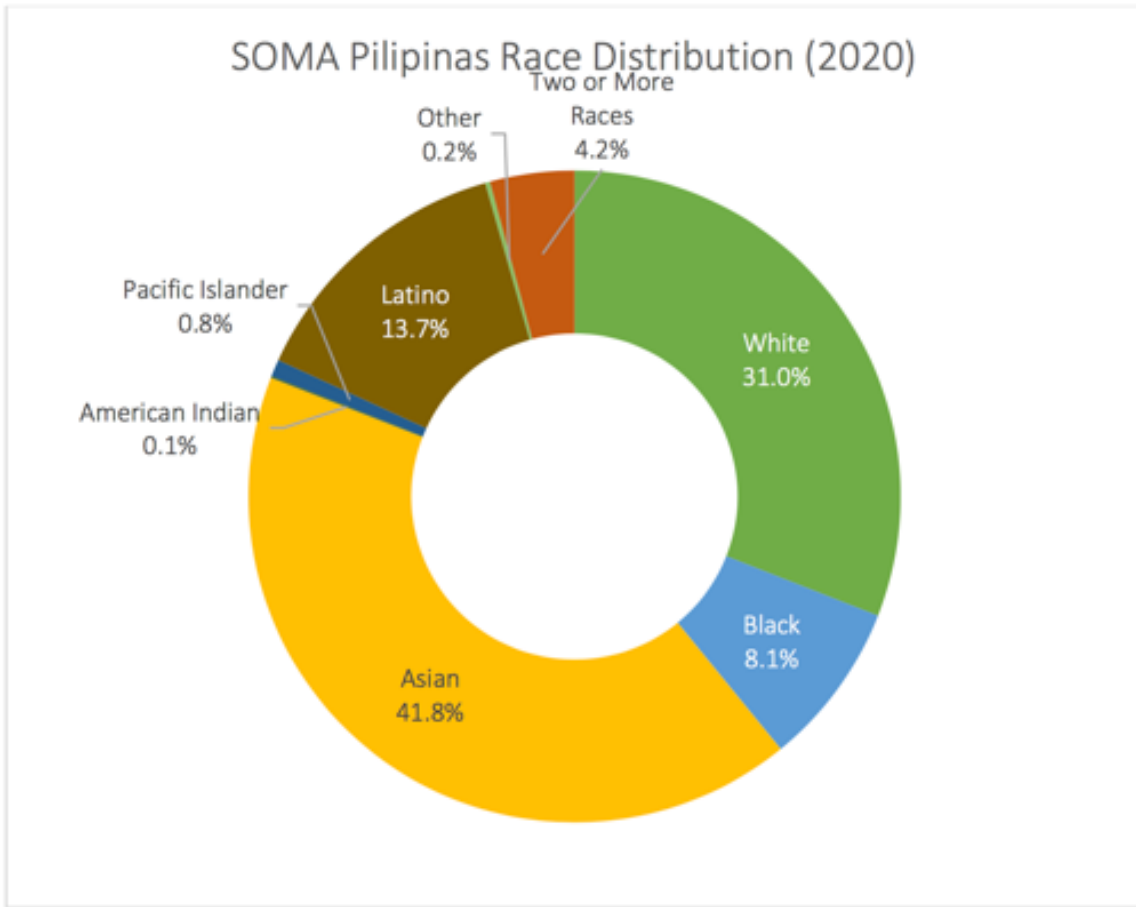
20) U.S. Census Bureau, Census Bureau Releases Estimates of Undercount and Overcount in the 2020 Census (2022). Accessed 2022. <https://www.census.gov/newsroom/press-releases/2022/2020-census-estimates-of-under-count-and-overcount.html>

21) Ibid.

22) Jones, Nicholas, Rachel Marks, Roberto Ramirez, Merary Rios-Vargas. U.S. Census Bureau, 2020 Census Illuminates Racial and Ethnic Composition of the Country (2021). Accessed 2022. <https://www.census.gov/library/stories/2021/08/improved-race-ethnicity-measures-reveal-united-states-population-much-more-multiracial.html>



Source: U.S. Census Bureau, American Community Survey



Source: U.S. Census Bureau, American Community Survey

Note: The race/ethnicity data reflects single race categories. Individuals who identify with 2+ categories are classified under *two or more* races.

### **Affordable Housing in SOMA**

MOHCD’s Housing Division focuses on creating housing policies and programs that create safe, stable, and affordable housing. Specifically, MOHCD’s Housing division:

- Guides and coordinates the City’s housing policies
- Administers a variety of federal, state, and local financing programs to develop new affordable housing and preserve existing units serving low and moderate-income households
- Administers the City’s Housing Trust Fund of 2012, which will invest \$1.5 billion in affordable housing production and housing programs over the next 30 years
- Monitors the long-term affordability and physical viability of the MOHCD-assisted affordable housing portfolio in accordance with Federal and local requirements



Source: San Francisco Planning Department

[ 19% of net new units in  
development pipeline  
considered affordable ]

## *Economic Impact & Trends in SOMA*

### **COVID Recovery**

“Decades of global commercial changes – from the rise of online shopping to the proliferation of discount and big-box stores – have fundamentally altered the retail sector. In the years prior to COVID-19, some of San Francisco’s neighborhood retail was struggling. Consumer spending continued to move online, and vacancy rates were increasing. Neighborhoods lost some of their favorite businesses. The process for opening a new retail was complicated and could take months.

The challenges of the COVID-19 pandemic have required businesses to adapt and to offer their customers new goods, services, and experiences in order to survive. Economic and planning policy needs to reflect the changing retail environment and provide opportunities for businesses to thrive in this new landscape, retain their employees, and for residents to be able to meet their daily needs close to home.

San Francisco’s small businesses are integral to the economic fabric of the city because they are an important source of jobs and make vital contributions to our unique neighborhoods. The City has a history of supporting and protecting our locally grown businesses and ensuring that residents can meet their daily needs within a short walk, bike, or transit ride from home. Over the past 30 years, San Francisco has implemented several key policies that have shaped the retail landscape today.”

- Planning Department

### *What is Proposition H and the Small Business Recovery Act?*

Now in place, the initiative ordinance shifts the approval action for many small businesses uses from a Conditional Use authorization granted by the Planning Commission at a public hearing to an over-the-counter administrative approval. In addition, the initiative eliminates neighborhood notification for most storefront land use changes and provides existing businesses with greater flexibility to adapt their operations in response to the COVID-19 pandemic and shifting retail landscape. The initiative also calls upon the City to streamline the review and approval processes for most small business permits to 30-days. This will not only assist with their recovery in the wake of the COVID-19 pandemic, but also simplify the process to start a new business in San Francisco.

DRAFT V3  
1/28/23

### *The Office of Economic and Workforce Development*

OEWD advances equitable and shared prosperity for San Franciscans by growing sustainable jobs, supporting businesses of all sizes, creating great places to live and work, and helping everyone achieve economic self-sufficiency.

*[ San Francisco has long been a magnet for business culture, retailing, tourism, and education. Its rich history reflects the cultures of the world and gives energetic diversity to its neighborhoods. ]*

### *Work in the SOMA neighborhood and Filipino Community*

Invest In Neighborhoods (IIN) is an initiative within the Office of Economic and Workforce Development. The IIN programs leverage partnerships between City agencies and nonprofits to enhance and strengthen neighborhood commercial corridors around San Francisco.

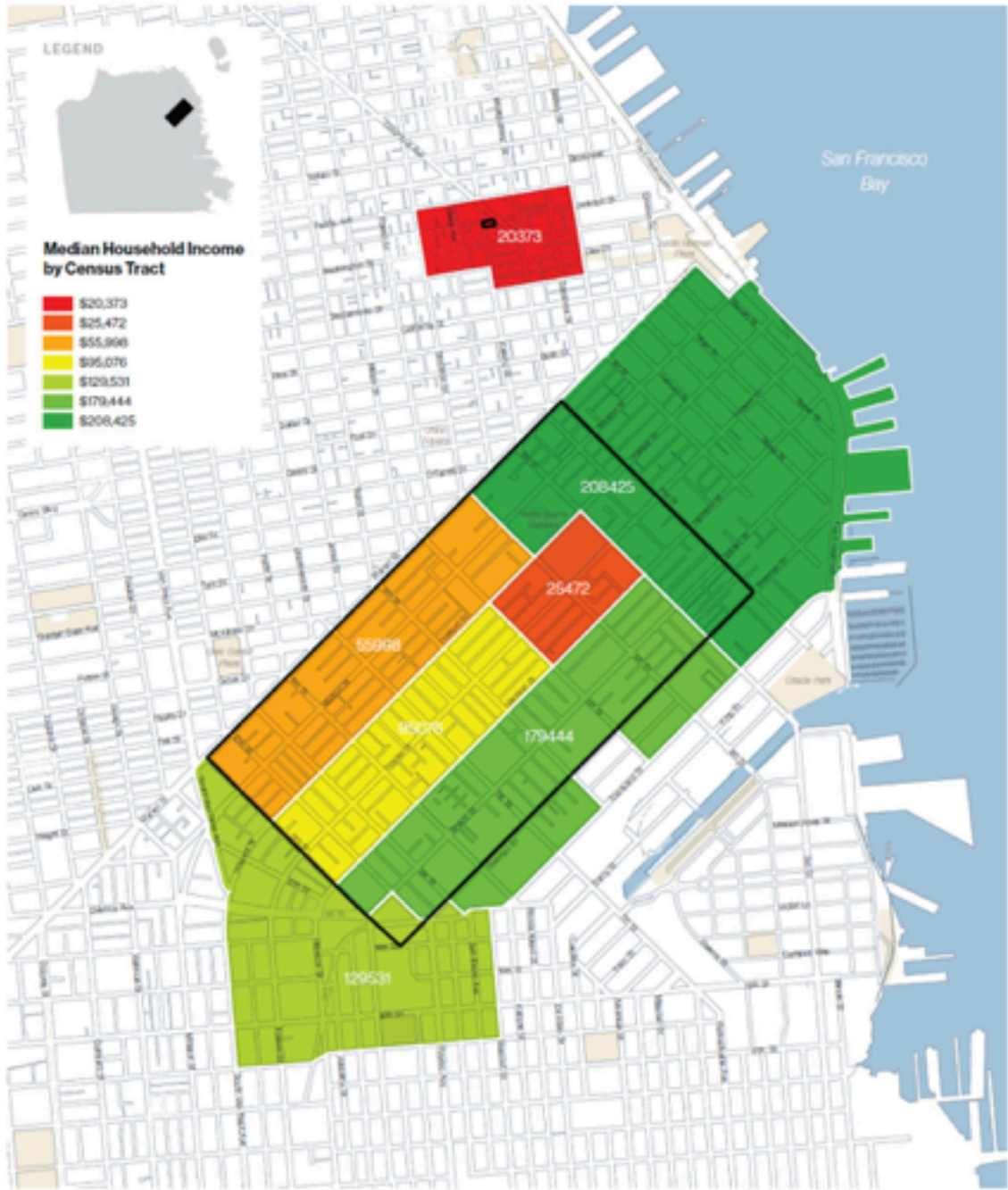
OEWD makes investments in the SOMA Filipino primarily in the area of Neighborhood Economic Development Support. Non-profit organizations were funded to provide technical assistance to Filipino entrepreneurs and sponsor place-making events geared to the Filipino community resulting in-

- Undiscovered SF- an event production effort that focuses on shopping, dining, dancing and connections to Filipino cultural at 10 different outdoor/indoor spaces along Mission Street and other locations in the SOMA Pilipinas Filipino Cultural District.
- Shared Spaces programming on Folsom Street
- Assistance to over 20 entrepreneurs
- Kapwa Gardens- A new multi-use public space activation site at 967 Mission Street that was previously a parking lot and is slated to be a senior housing site in 5 years.
- Development of a pop-up to permanent retail store at 5th and Mission (Republika).

The OEWD Community Benefit Districts (CBDs) program strive to improve the overall quality of life in targeted commercial districts and mixed-use neighborhoods through a partnership between the City and local communities. In California, CBDs are also known as Business Improvement Districts. Once an area has voted to establish a CBD, local property owners are levied a special assessment to fund improvements to their neighborhood. The funds are administered by a non-profit organization established by the neighborhood.

- The SoMa West Community Benefit District (CBD) is the largest of the 17 San Francisco CBDs created in neighborhoods citywide, with the goal of ensuring a welcoming, clean, and economically vibrant community.

*Language Access - OEWD recognizes that 13% of individuals without a high school degree speak English. Workforce development programs must be responsive to these non-English language needs, including Filipino or Tagalog.*

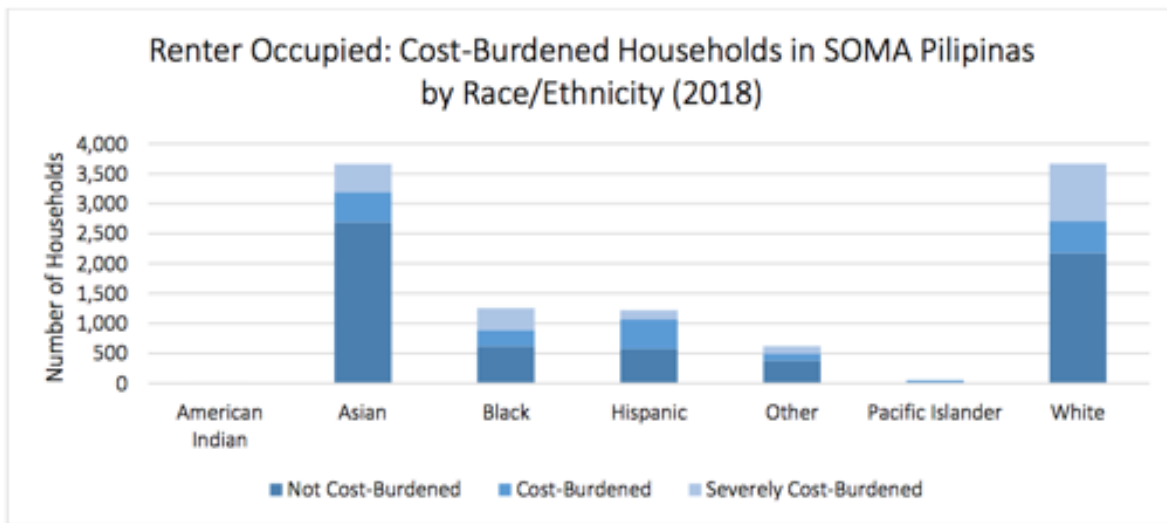


Median Income of Census Tracts in SOMA Pilipinas Range from \$20,373 - \$208,425

Source: U.S. Census Bureau, 2015-2019 American Community Survey 5-Year Estimates

According to the U.S. Department of Housing and Urban Development (HUD), 83% housing units in the SOMA Pilipinas Cultural District is Renter Occupied. Below is an illustration of 'Cost-Burdened Households' by race and ethnicity.

HUD defines cost-burdened families as those “who pay more than 30 percent of their income for housing” and “may have difficulty affording necessities such as food, clothing, transportation, and medical care.”

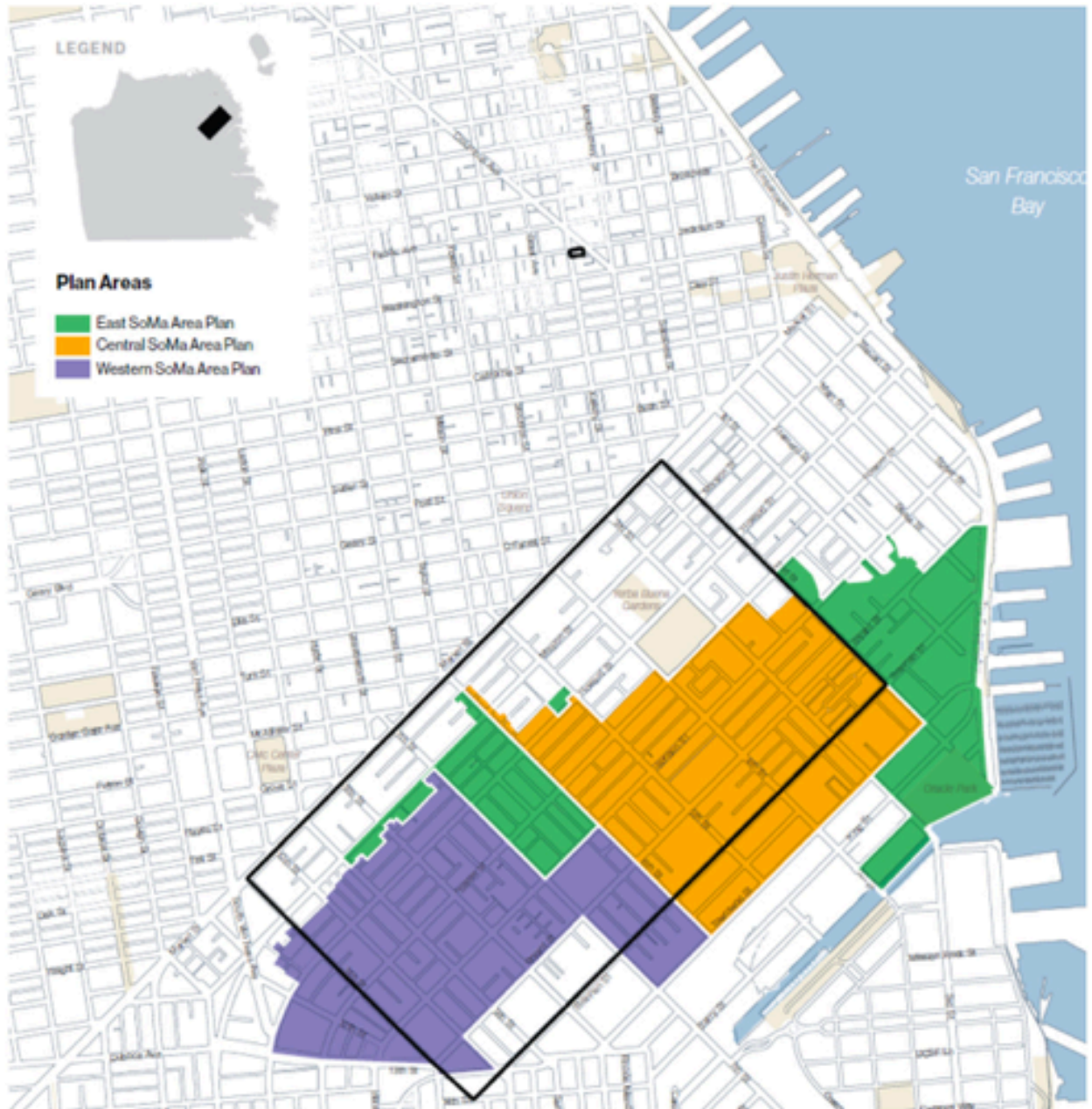


Source: U.S. Department of Housing and Urban Development, Comprehensive Housing Affordability Strategy (CHAS), 2014-2018



## *SOMA Area Plans, Community Benefit Funds, and Citizen Oversight Committees*

Multiple City Area Plans and Community Advisory Committees intersect with the SOMA Pilipinas Cultural District's boundaries. City and community partnership is an evolving process that has improved over the years. Below is an overview of the Community Benefit Funds, Area Plans, and formal Citizen oversight Committees related to SOMA Pilipinas Cultural District.



Source: San Francisco Planning Department

Note: SOMA Pilipinas boundaries in black

# Community Benefit Funds

## Creation of the Rincon Hill Fund & SOMA Stabilization Fund

The City's stated goal in the 2005 Rincon Hill Area Plan was to encourage the ongoing transformation of the SOMA into a new mixed-use residential neighborhood adjacent to downtown, with both strong urban design controls and the implementation of mechanisms to fund needed public infrastructure, including open space, streets, community facilities, and affordable housing. The Rincon Hill Plan provided the blueprint for a new neighborhood to take shape just south of downtown.<sup>23</sup>

Ordinance No. 217-05 provided for the payment of a Community Infrastructure Impact Fee, by developers of property in the Rincon Hill Downtown Residential District to develop residential housing. The Ordinance also allowed property owners, in lieu of payment of the applicable fee, to enter a waiver agreement with the City, under which the property owners agreed to place their property into a Community Facilities District (CFD). A CFD is formed for the purpose of acquiring and improving public infrastructure in a specified area. Therefore, special taxes on the properties finance public improvements. Amendments to the General Plan, Planning Code and Zoning Map, together with the Ordinance, allowed for new residential development and the area became zoned for very high-density residences. More than 2,220 new units housing approximately 5,100 new residents were anticipated to be developed, and along with other approved projects, was estimated to result in a 400% increase in the area's residential population.<sup>24</sup>

The Ordinance also stated that the proposed new development in the Rincon Hill area would lead to increased home prices and rental rates in both the immediate area and surrounding it, South of Market. The new development and corresponding rise in prices in the Rincon Hill area were expected to cause displacement of existing residents given that new development would most likely be priced for marketing to higher income groups than other new developments in San Francisco. Therefore, workers in the service industry, who generally make less than the median income, would require additional affordable housing in the South of Market neighborhood to be provided and also would potentially need additional support and funding to avoid displacement from the area. It was assumed that current residents would need financial support to avoid evictions.

23) San Francisco Planning Department, Rincon Hill Area Plan (2005).

24) San Francisco Board of Supervisors, Ordinance No. 217-05, Rincon Hill Area Plan: Imposing development impact fees for the provision of necessary community infrastructure in DTR Districts (2005).

The funds generated by the fees and/or the CFD were applied toward two community improvement funds:

**1. The Rincon Hill Community Improvement Fund (the “Rincon Hill Fund”)**

The Rincon Hill Fund financed public improvements for sites located either inside, or within 250 feet, of the defined boundaries of the Rincon Hill Downtown Residential District. Improvements to be made include community open spaces, pedestrian and streetscape, and other facilities and services. The Rincon Hill Community Improvements Fund and Community Infrastructure Impact Fee was set to create the necessary financial mechanism to fund improvements in proportion to the need generated by new development.

**2. The SOMA Community Stabilization Fund (the “SOMA Fund”).**

The SOMA Fund was intended to finance improvements in the larger South of Market area and initially provided \$6 million of the funding generated by the Community Infrastructure Impact Fee and/or the community facilities district from new residential development in the Rincon Hill Downtown Residential District. Section 418.7 of the Planning Code states that all monies deposited in the Fund shall be used to address the impacts of destabilization on residents and businesses in SOMA including assistance for: affordable housing and community asset building, small business rental assistance, development of new affordable homes for rental units for low income households, rental subsidies for low income households, down payment assistance for home ownership for low income households, eviction prevention, employment development and capacity building for SOMA residents, job growth and job placement, small business assistance, leadership development, community cohesion, civic participation, and community-based programs and economic development.

The Ordinance included the creation of a SOMA Community Stabilization Fund Community Advisory Council (CAC) to advise MOHCD, and the Board of Supervisors, on how the Fund is to be used. The current mission statement of SOMA Community Stabilization Fund Community Advisory Committee is “To stabilize the community and promote equity through strategies that mitigate the impact of development.”

## Area Plans

### The Western SoMa Plan

The Western SoMa Citizens Planning Task Force was a community-based citizens body that brought together a broad range of stakeholders. The Task Force consisted of 26 members appointed by the Board.

In a unique partnership between the Planning Department and the Western SoMa community, with assistance from the Department of Public Health, the Transportation Authority (MTA), MOHCD, the Office of Economic and Workforce Development, and colleagues at Asian Neighborhood Design the Western SoMa Task Force sought to stabilize the community through small, incremental steps, such as neighborhood notification and by enacting formula retail controls.<sup>25</sup> Limitations on market-rate, Single Room Occupancy (SRO) construction were adopted.

Drafted in September 2008, updated in October 2011 and adopted in 2013, the Western SOMA Plan was a comprehensive effort that shaped growth on the western side of the South of Market area and helped guide the establishment and work of the SOMA Pilipinas Cultural District. Key objectives and outcomes of the Western SoMa Community Plan included:

- Reducing land use conflicts between industry, entertainment and other competing uses, such as office and housing;
- Protecting existing residential uses on the alleys;
- Retaining existing jobs in the area;
- Improving the public realm for pedestrians and bicyclists; and
- Encouraging diverse and affordable housing.

25) San Francisco Planning Department, Western SOMA Community Plan (2011).

### Central SOMA Plan

Eight years in the making and adopted in 2018, The Central SoMa Plan’s vision is to create a sustainable neighborhood by 2040, where the needs of the present are met without compromising the ability of future generations to meet their own needs. Given the fact that increasing the population of the neighborhood would require significant investments in infrastructure, the City placed requirements on new development to help mitigate any negative impacts. Various land use controls are set to be put in place to ensure that new development in Central SoMa reflects the characteristics of the neighborhood and achieves the ideals put forward by the Plan.<sup>26</sup> These requirements and controls should result in up to \$2 billion in public benefits to serve the neighborhood. The plan’s goals are to:

- Accommodate a substantial amount of jobs and housing
- Maintain the diversity of residents
- Facilitate an economically diversified and lively jobs center
- Provide safe and convenient transportation that prioritizes walking, bicycling, and transit
- Offer an abundance of parks and recreational opportunities
- Create an environmentally sustainable and resilient neighborhood
- Preserve and celebrate the neighborhood’s cultural heritage
- Ensure that new buildings enhance the character of the neighborhood and the city

26) San Francisco Planning Department, Central SOMA Plan (2018).

## Citizen Advisory Committees

### The MOHCD SOMA Community Advisory Committee (SOMA CAC)

The community advisory committee that provides oversight and input on funding priorities for the Central SOMA Plan and additional funds associated with community benefits has been delegated to the SOMA Community Stabilization Fund Community Advisory Committee (CAC). This CAC is managed by MOHCD and is charged with the following duties:<sup>27</sup>

1. Administration of the SOMA Community Stabilization Fund described in Section 418.7 of the Planning Code;
2. Prioritization of funding for social services related to cultural preservation that are funded by proceeds of the Central SoMa Community Facilities District special tax, as defined in Planning Code Section 434 and the Central SoMa Implementation Program;
3. Expenditure of affordable housing fees collected pursuant to Planning Code Section 415, and Jobs-Housing Linkage Fees collected pursuant to Planning Code Section 413, generated from development projects within the boundaries of the East SoMa, Central SoMa, or Western SoMa Area Plans, or within 0.25 miles of the boundaries of said area plans but outside the boundaries of the Showplace Square/Potrero Hill, Mission, Central Waterfront, and Market and Octavia Area Plans.
4. The Committee shall develop annual recommendations to MOHCD on the Expenditure Plan referenced in Section 418.5(d) of the Planning Code.

*[ Citizen advisory committees consist of representative stakeholders from a particular community appointed to provide comments and advice on a project or issue. ]*

27) San Francisco Administrative Code, Article XXVII: SOMA Community Stabilization Fund Community Advisory Committee, Sec.5.27-1. Duties. Accessed 2022. [https://codelibrary.amlegal.com/codes/san\\_francisco/latest/sf\\_admin/0-0-0-2503#JD\\_Ch.5Art.XXVII](https://codelibrary.amlegal.com/codes/san_francisco/latest/sf_admin/0-0-0-2503#JD_Ch.5Art.XXVII)

**The Planning Department’s SoMa Community Planning Advisory Committee (SOMA CPAC)**

The Community Planning Advisory Committee (CAC) is the central community advisory body charged with providing input to City agencies and decision makers with regard to all activities related to implementation of the Central SoMa Plan, Western SoMa Area Plan and the East SoMa Area Plan. This CAC is staffed by the Planning Department.

This CAC grew out of the Eastern Neighborhoods Plan and its respective CAC, which was created in 2009 to advise on the implementation of the Eastern Neighborhoods Area Plans, including East and Western SoMa, with a particular focus on how to program impact fees from the Eastern Neighborhoods Community Infrastructure Fee (PC Code 423).

Decision makers found it necessary to split the Eastern Neighborhoods CAC with the adoption of the Central SoMa Plan in 2018, because of Central SoMa’s complexity and expected high intensity development. This new SoMa CAC’s duties are similar to the Eastern Neighborhood CAC’s duties, which include advising on the programming of impact fees, but are generally broader and may include on advising on development projects, and open space projects, among other possible topics.

*Cultural  
District  
Section*



## *Vision and Mission for the SOMA Pilipinas Filipino Cultural Heritage District*

SOMA Pilipinas is our cultural heritage home. We are an extended community of Filipinos in America, rooted in our shared legacy of homeland, migration and mobilized by love, pride and people power.

SOMA Pilipinas is the celebration of where we came from and where we are going. It has been built by our people who are resilient, creative, and determined. We live, work, play, and gather here as a community. The spirit of SOMA Pilipinas is bigger than its district borders and welcomes all.

SOMA Pilipinas is a movement that is anchored in the neighborhood, our history and our people. It is a place that connects the broader public to our narrative and stories as Filipinos in America. It is a living culture - a community that is conscious of our history, yet embraces progress, and works to move forward in unity and vision.

SOMA Pilipinas is a place made possible because of our community's struggles and victories to make a home here, and through the collective leadership of women, workers, artists, youth, seniors and immigrant families. It embraces the spirit of bayanihan, and our determination to honor and make history, build community and put people first.

The community is the heart of SOMA Pilipinas and its mission to serve it.

### **Mission**

- **Cultural Celebration:** To increase the visibility and celebrate the contributions of the Filipino community in SOMA, San Francisco, California and the Diaspora, and to sustain our cultural institutions and events, and develop and expand our cultural arts, assets, and place-making.
- **Community Development:** To prevent the displacement of Filipino residents, protect our historic and cultural assets, help develop and sustain our legacy institutions and anchor community organizations, and to improve the living conditions of the community.
- **Economic and Racial Justice:** To develop economic, housing, and workforce opportunities for the Filipino community to thrive and to support our people's struggle for dignity, equity, and rightful recognition.



Lakbai Diwa performance at Yerba Buena Gardens

Photo Credit: Steve Cho

## *Our Filipino History and Cultural Legacy*

SOMA Pilipinas, San Francisco’s Filipino Cultural Heritage District, is home to a network of community- serving organizations, cultural institutions and landmarks, multi-generational residents, workers, artists, and activists that represent the rich cultural history and perseverance of the Filipino community. SOMA Pilipinas’ formal recognition is a result of decades of organizing and community advocacy and the resilience and collective power of the Filipino community in the face of urban change, political struggle, dispossession, and disinvestment.

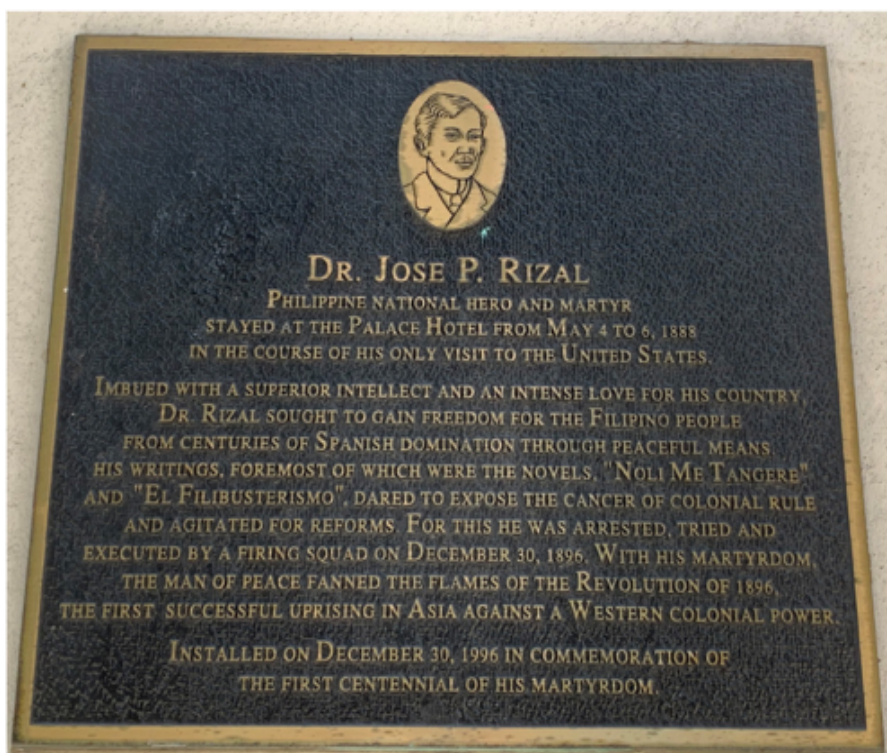
The establishment of cultural districts is a critical epoch in San Francisco’s history and was formed to sustain and protect San Francisco’s cultural strongholds in direct response to intensified displacement and gentrification. The importance of cultural districts such as SOMA Pilipinas representing immigrant communities should also be seen in the current struggle to challenge the old national narrative of the United States that is based on white supremacy and institutionalized racism. These challenging and critical times of polarization and heightened political struggle call for a new national narrative that brings to the fore the true history of the peoples of the U.S., one that weaves a communal identity that consciously and sincerely incorporates an understanding of our national origins, local histories, and cultural traditions and heritage. Hence, SOMA Pilipinas can contribute to and be an integral part of a new American narrative.

SOMA Pilipinas continues to evolve as a concept of a community based on a shared history, cultural identity, and neighborhood that has served as a gateway and cultural heritage home for Filipinos in the Bay Area. SOMA Pilipinas provides a deeper understanding of our roots and heritage by connecting our current generation of Filipinos to our people’s historical and collective experience in America and the Philippines, including the colonial past of the Philippines as a former colony and neo-colony of the United States.

Though SOMA Pilipinas was only formally recognized in 2016, the Filipino community’s presence in San Francisco spans over 120 years and is inextricably tied to the larger historical legacy of San Francisco as well as the complex colonial and imperialist legacy between the Philippines and the United States (U.S.), which continues to this day. In 1888, Jose Rizal, the revered Philippine nationalist and leader of the movement against Spanish colonialism in the Philippines, sailed towards the U.S. and first set foot in San Francisco. He stayed at the luxurious Palace Hotel, which is positioned at the intersection of New Montgomery and Market Streets and currently lies within the present-day district boundaries of SOMA Pilipinas. Though San Francisco was just

one stop on his travels around the world, Rizal observed the city’s conditions and was marred by the pervasive anti-Asian racism. Today, a small plaque on the exterior of the Palace Hotel commemorates Rizal’s stay at the hotel in May 1888, serving as both a reminder of the revolutionary history of the Filipino people and an inspiration to the community that is now carrying the torch.

However, all other historical and Philippine-related monuments in San Francisco are war trophies of the American invasion and occupation of the Philippines. In 1898, shortly after Rizal’s visit and following the defeat of Spain in the Spanish-American War, the U.S. waged a brutal war against the Filipino people in the Philippine-American War in 1899-1902, with hundreds of thousands of Filipinos (up to 1 million), including women and children above the age of 10, targeted and killed during the war. In 1902, U.S. President Theodore Roosevelt claimed victory. He declared an end to the war, and in the same year, a 95-foot-tall statue was erected in San Francisco’s Union Square to honor Admiral George Dewey’s victory over Spain at Manila Bay in 1898, serving as a symbol of conquest and the beginning of the United States rise as an imperial power, including its domination over the Philippines, its first colony.



A plaque on the exterior of the Plaza Hotel in SOMA, San Francisco, that commemorates Dr. Jose P. Rizal. Rizal was a revered Philippine nationalist and leader in the movement against Spanish colonialism, who first visited San Francisco in 1888, during a time of intense anti-Asian racism, only to be held under quarantine on Angel Island for seven days before being let into San Francisco. Rizal would later reflect on his trip to the U.S. stating ‘I’ll not advise anyone to make this trip to America.’

Today, the Dewey Monument is still the preeminent stature towering over visitors in Union Square, the tourist center in the City, and serves to represent the bloody exploitative colonial history between the U.S. and Philippines that continues to this day. Statues representing racist and colonial pasts are being removed all around the world in response to the growing Black Lives Matter movement. The removal of monuments that glorify colonial and imperialist legacies is an important step towards correcting false historical narratives— and withdrawing the Dewey Monument from the public realm is long overdue. With nine cultural districts established representing historically marginalized communities, San Francisco can lead the way in erecting historically accurate and community empowering representations of those who have contributed to the rich history and culture of this city, including the Filipino community.

The South of Market (SOMA) has historically been an industrial and blue-collar neighborhood, layered with the history of different waves of working-class immigrants and laborers. The establishment of the Filipino community was part of a larger movement of immigration that took place in the 1900s and continued in successive waves throughout the twentieth century. In 1920, California was home to roughly 2,700 Filipino residents.<sup>28</sup> By 1930, more than 30,000 Filipinos were in the United States, and 74% resided in California.<sup>29</sup> It was during this large-scale wave of immigration that the Filipino community started to set down deeper roots in San Francisco. San Francisco's first Filipino enclave, Manilatown, began to form along Kearny Street, bordering the edge of Chinatown. At one point during this decade, the number of Filipino immigrants in San Francisco totaled to 10,000 individuals. During this time, multiple Filipino social organizations were founded, including the Gran Oriente Filipino Masonic fraternity— the first mutual aid association formed by Filipino immigrants in the United States in 1920.<sup>30</sup> The Gran Oriente fraternity further contributed to Filipino community development in San Francisco by pooling their resources to purchase a building in South Park in 1921 to serve as a community space and housing for Filipino seasonal laborers in the Bay Area. Today, this building remains one of the Filipino community's important historic assets.

28) Ronald Tatak. *In the Heart of Filipino America* (1994). Page 31.

29) Howard A. De Witt. *The Watsonville Anti-Filipino Riot of 1930: A Case Study of the Great Depression and Ethnic Conflict in California* (1979). Page 292.

30) Allan W. Austin and Huping Ling. *Asian American History and Culture: An Encyclopedia* (2010). Page 262.

From the 1920s through the 1960s, Filipinos in the Bay Area and across the country experienced institutional and systemic racism, including anti-Filipino sentiment, violence, and anti-Filipino legislation. Filipinos also faced severe labor exploitation at a time of major change in the global and national political landscapes that prompted immigration policy changes, wartime demand, and the economic expansion of the Bay Area. In response, Filipinos found ways to engage and confront these challenges. They created their own social support organizations to survive and cultivate bayanihan, described as the spirit of “unselfish cooperation” and “providing mutual aid,” in a hostile and foreign land through providing spaces of community and belonging. They participated in labor struggles, organizing with other farmworkers to demand better working conditions, and led strikes which set the stage for the historic labor movements of the 1960s. With the population of Filipino immigrants steadily increasing after World War II, they created direct service organizations to meet the needs of veterans and newcomers, including employment support, legal services, education services, youth and senior-focused programs, nutrition and food services, and housing, such as Westbay Pilipino Multi-service Center.



Photo Credit: SF Planning Department

The building purchased by the Gran Oriente Filipino Masonic fraternity in 1921 as a community space and housing. The Filipino community have long been developing their own strategies to make home in the South of Market starting one hundred years ago when Filipino merchant marines and other Filipino migrant workers pulled their resources together to purchase the Gran Oriente Lodge in South Park.

Today, the building remains one of the Filipino community's important historic assets and has been purchased by a non-profit to ensure it remains as affordable housing.

As a result of the 1965 Immigration and Nationality Act, the SOMA quickly became one of the main gateways for Filipino immigrants moving to the United States. With family reunification, and the influx of families and children, and an increasing Filipino population, educational services also began to expand during this time period. While many Filipino youths attended Bessie Carmichael, founded in 1954, there was an identified need to provide educational support to non-English speaking children. As a result, the Filipino Education Center (FEC) opened in 1972 in the SOMA, with the assistance of the San Francisco Unified School District and the State of California.

For Filipinos who remained in or moved to the original enclaves of Manilatown, the Fillmore, and the SOMA, changes in national and local policy posed direct challenges to their stability. Policies including urban redevelopment and the expansion of San Francisco’s Downtown and Financial District after WWII which focused on profit centered urban growth, occurring during the rapid rise and expansion of global capitalism, began to displace Filipino residents and erase long-standing Filipino enclaves, most notably the eradication of Manilatown, once home to a bustling Filipino community. Though the fall of the International Hotel in 1977 marked the end of Manilatown, it sparked the beginning of San Francisco’s contemporary housing movement, serving as a formative and activating experience for many Filipinos and the multi-racial coalition of activists who would then become engaged in future struggles against market forces and the use and purpose of urban space.

The SOMA soon became the center of gravity for Filipinos, and the community began to express their presence in the built environment and urban spaces in which they inhabited. In the SOMA, organizations in the community partnered together to build housing for low-income seniors including the Dimasalang House, renamed streets after important figures in the fight for Philippine liberation and sovereignty against foreign powers such as Rizal, Lapu-Lapu, Bonifacio, and Tandang Sora, installed a seven-story public mural titled “Lipi Ni Lapu Lapu” along these same streets, and began hosting cultural events and festivals. The Filipino community continued to help push for neighborhood improvements towards building a community where children, youth, families, and seniors could live.

In the 1990s, the dot-com boom brought novel challenges for the Filipino community in the SOMA. The rise of evictions through the Ellis Act, illegal conversions of industrial property to office use, the explosion of live-work lofts, loss of good-paying jobs for working-class residents, threat of displacement of both residents and businesses to make way for market-rate development, all made it imperative for the community to organize. Given the erasure of Manilatown just decades prior, the community understood the urgency to claim space. During the dot-com era, the community organized

to protect important cultural assets and further develop the community. They fought to rebuild Bessie Carmichael and preserved the Filipino Education Center - the first elementary school in the nation to offer Filipino bilingual education. They created Victoria Manalo Draves Park, a two-acre park named after a Filipino-American Olympian and SOMA resident. And they protected anchor businesses and institutions like Arkipelago Bookstore and Bindlestiff Studio— the first Filipino bookstore and the only Filipino American arts theater in the United States, respectively.

During this time, the South of Market also became home to hundreds of Filipino World War II veterans. The Veterans Equity Center Task Force formed, providing services and advocating for the rights and benefits of Filipino veterans. Veterans Equity Center opened its doors to the public in 1999, providing housing application assistance, counseling, legal referral services, and case management. San Francisco became the headquarters for the fight for full Equity for Filipino WWII Veterans who were not recognized for their services during WWII due to the Rescission Act. This political struggle for the right to recognition from the U.S. government brought together the whole community and many student activists in a powerful campaign for racial equity and recognition. The South of Market also became home to newly arrived family members petitioned by the Filipino WWII Veterans.





Pistahan Parade 2019, SOMA Pilipinas contingent



Entrance to the Mint Mall at 953 Mission Street



Lakbaj Diwa performance and Streets of Diwata mural painting

Photo Credit: Erina Alejo



Flores de Mayo Celebration at Kapwa Gardens



Senior dance performance at Bindlestiff Studio

DRAFT V3  
1/28/23

### *Establishing The SOMA Pilipinas Cultural District*

Despite many victories due to community organizing and political activism, current crises continue to put the Filipino community in the South of Market in a precarious position, once again facing the threat of erasure. The struggle for official recognition and the formal establishment of SOMA Pilipinas is part of our fight against displacement and for economic and racial justice, community development, visibility, recognition, and cultural preservation.

The current gentrification and displacement crisis is historically linked to the pattern of market-driven growth that has informed planning and development in San Francisco. The first and second technology booms have brought in enormous amounts of capital and created countless new millionaires. This process of wealth generation, like that of the past, has been to the direct detriment of low-income, immigrant, working class communities and communities of color in San Francisco. The first tech (or “dot com”) boom, 1995-2000 and crashing soon after, saw mass evictions, especially in the Mission, and the rapid transformation of the South of Market where the boom in San Francisco was centered.



Artwork on the facade of Bindlestiff Studio, the only Filipino-American black box theater in the United States

The second tech boom has been much longer lasting than the first. Beginning in 2010, technology companies began to settle again and grow in San Francisco and the Bay Area. San Francisco City government played a role in ushering in supporting the tech boom, passing plans and policies that attract technology corporations, often at the expense of low-income residents, working-class neighborhoods, and existing communities. The infamous Twitter Tax Break is one example of this, as is the more recently passed Central SOMA Plan, which explicitly sought to continue the expansion of high-rise office uses in the South of Market, specifically for tech.



New facade of the Bayanihan Community Center, featuring SOMCAN's Heroes in Our Windows mural, home of Arkipelago Books, the first Filipino bookstore in the United States.

DRAFT V3  
1/28/23

The second tech boom has been accompanied by another wave of evictions, displacement, and gentrification that persist to this day. The city has steadily lost low-income and working-class residents and had a net out-migration of black and Latino residents from 2006-2015 as wealthier residents came into the city.<sup>31,32</sup>

SOMA Pilipinas is a community in action and a cultural movement that works to protect and uplift the South of Market. We are advancing a model of self-determination and community development that puts the needs, experiences, and realities of low-income Filipino seniors, families, and workers at the center.

These realities have been immensely compounded by the COVID-19 pandemic that is disproportionately impacting communities already suffering from the violence of gentrification and displacement. The South of Market shoulders a higher burden of COVID-19 cases (along with other Eastern neighborhoods) compared to the rest of the city.<sup>33</sup> COVID-19, however, simply emphasizes existing inequities and brings them more clearly to the surface for those to see who are less aware. The existing economic and social issues of housing instability, landlord harassment, low wages, food insecurity, health insecurity, lack of childcare, and many more that plague our community are intensified.

31) San Francisco Planning and Urban Renewal Association (SPUR), Prologue to Action (1966).  
32) San Francisco Planning Department, San Francisco Housing Needs and Trends Report (2018). Pages 29-32; 50.  
33) DataSF, Maps of COVID-19 Cumulative Cases Map. Accessed 2021. <https://data.sfgov.org/stories/s/Map-of-Cumulative-Cases/adm5-wq8i#cumulative-cases-map>.



Mural located in the ground floor of the Bill Sorro Community affordable housing building at 1009 Howard Street, honoring the fight to save the I-Hotel in Manilatown and the life and legacy of the organizer and housing activist Bill Sorro



SOMA Pilipinas float in the 2019 Pistahan Parade and Festival



Lapu Lapu and Bonifacio streets in SOMA commemorate key figures in Filipino anti-colonial struggles



Utility boxes in the South of Market wrapped with illustrations and the Filipino alphabet under the project titled *We Live Here*



Kapwa Gardens, an outdoor community space for gatherings and events located at 967 Mission Street

## *The SOMA Pilipinas Cultural District's Structure*

SOMA Pilipinas' Governance structure has three bodies all of which have unique functions and work together to move the work forward, while at the same time centering the constituents' needs in actions and decisions. The structure creates ongoing lines of communication and decision-making to foster input and accountability, strengthening the organization's ability to develop programs and strategies that benefit the widest range of constituents now and in the future.

1. Filipino-American Development Foundation (FADF) Board of Directors
2. Constituent based Advisory Groups (7)
3. SOMA Pilipinas Staff
4. Allyship

### **FADF Board of Directors - Fiscal Sponsor**

SOMA Pilipinas began as an initiative of FADF to protect cultural institutions and preserve the heritage and culture of the Filipino community in the South of Market neighborhood. FADF led the community effort to have SOMA Pilipinas formally recognized by the City of San Francisco, which finally occurred in April 2016. In 2018, FADF/SOMA Pilipinas brought on a consulting team to develop recommendations for an independent fiduciary board and community advisory body. After a thorough assessment of the current stage of development, and in consultation with MOHCD, SOMA Pilipinas will not be establishing its own Board of Directors (BOD) and 501(c)(3) status at this time. The FADF's Board of Directors will continue to serve as the BOD for SOMA Pilipinas as it develops seven constituent-based advisory groups.

### **Constituent-based Advisory Groups**

SOMA Pilipinas is currently developing (in 2021) constituent-based Advisory Groups to provide a process for ongoing input, advice, and communication to SOMA Pilipinas as the cultural district develops its programs around its four core strategies:

- History and Living Legacy
- Public Art & Place-keeping/making
- Cultural Activities & Production
- Policy & Advocacy for Community Stabilization



The following seven advisory groups draw on different constituents or sectors that are important to the cultural district and will have 5 to 7 members each:

1. Artists and Cultural Arts Institutions focused on Filipino culture
2. Small Businesses + Workers
3. Residents of SOMA & the Tenderloin
4. Community workers, Service providers, Volunteers, Faith-based
5. Youth & Transitional Aged Youth (Ages 14-24)
6. Filipino Older Adults (60+) and People with Disabilities
7. Educators, Administrators, and Parents in K-8 School and Higher Education  
Students

**Constituents**

Constituents include those that reside and work within the geographic boundaries of the cultural district AND community members who come from outside the district boundaries. This definition recognizes the impact of displacement that has occurred for residents and businesses, and that the district serves as a regional cultural hub.

**SOMA Pilipinas Staff**

SOMA Pilipinas is a relatively small organization that takes on many initiatives and has a significant impact on the community. Our staff are the backbone of the organization and allow SOMA Pilipinas to carry out our work on a day-to-day basis. Our governance structure is intended to empower staff and provide guidance, support, and direction for their work and is not intended to be burdensome or bureaucratic. This governance structure allows our staff to be agile, proactive, and responsive while getting guidance from a participatory model of engagement with Advisory Groups and the FADF Board of Directors.

## Allyship

For the past six years, SOMA Pilipinas has worked with community-based partners within the District as well as across communities citywide. The Cultural District worked with community and city leaders to create the now adopted City Ordinance establishing the formation of the cultural districts program.

Additionally, SOMA Pilipinas played a leading role, working with city-wide arts institutions, community-based arts leaders, and City stakeholders to craft Proposition E which now provides the baseline funding for the cultural districts program. SOMA Pilipinas continues this principle and value of allyship by continuing to work with all the City's cultural districts, especially the overlapping cultural districts, the Leather LGBTQ Cultural District and Transgender District.

Below are some of our partnerships in place-

- SOMA Pilipinas is currently headquartered at the Yerba Buena Center for the Arts and is working with its Executive team to develop a strategic partnership and collaboration around community-serving cultural arts. In May 2022, SOMA Pilipinas will be co-hosting the premiere of Sa Amin, produced by the San Francisco Urban Film Festival on the history of Yerba Buena redevelopment and displacement and resistance of Filipinos in the South of Market. SOMA Pilipinas served as a content consultant and will be credited as an Impact Producer for the film. SOMA Pilipinas will also be collaborating with the Center for Asian American Media on a concert and activation at Yerba Buena Gardens and co-presenting a film at SFMOMA.
- In October 2021, SOMA Pilipinas partnered with SFMOMA and collaborated with Accion Latina and NIAD Art Center to commission mini murals to complement Diego Rivera's Pan American Unity Mural Exhibit.
- In April 2022, SOMA Pilipinas co-sponsored a photo exhibit with the African American Arts and Cultural District at the Bayview Opera House called Bayview Portraits by Filipino American photographer Ricardo Ocreto Alvarado.
- SOMA Pilipinas is currently working on numerous art projects including a mural with United Playaz and Westbay, a performing arts center with Kularts and APICC, and the neighborhood's first gateway with SOMA West CBD, and SF Parks Alliance.

- SOMA Pilipinas is set to work with the SFMTA on the Active Communities Plan which will be an innovative opportunity to work with partners such as the Bicycle Coalition, Bayview-Hunters Point Community Advocates, PODER, and the Tenderloin CBD.
- SOMA Pilipinas is a member of the Planning Department’s Social Equity Council along with leaders from the American Indian Cultural District and Castro Cultural District and will continue to work collaboratively with the other people of color representatives to integrate cultural strategies within and visibility of the Planning Department.



SOMA Pilipinas Community Outreach Coordinator Ate Tet (left) and Director Raquel Redondiez (right)



DRAFT V3  
1/28/25

# CHHESS Methodologies

## Community-Designed CHHESS Strategies & Recommendations

### Community Engagement & Methodologies

During the year long CHHESS outreach, feedback, and input process, we held 12 focus groups relating to areas covered in the report, conducted over 20 interviews, collected over 40 surveys specifically aimed at seniors and unhoused Filipino residents, and held a community presentation on CHHESS strategies.

- 12 focus groups across various issue areas
- 20 expert interviews
- 20 surveys of unhoused Filipinos (in language)
- 20 surveys of seniors on SOMA cultural life (in language)
- Over 100 individual participants

The focus groups covered:

1. Filipino Heritage and Historic Preservation
2. Tenant Protections and Affordability
3. Use of Land and Community Stabilization
4. Small businesses
5. Visibility, Public Art and Urban Design
6. Language Access and Cultural Competency
7. Arts Sustainability: Artists and Arts Organizations

Through this process, we were able to gain a range of input and feedback from residents, workers, community members, stakeholders, and a wide range of community-based organizations and small businesses. This work built upon the existing 2016 SOMA Pilipinas Progress Report, which outlined core goals and strategies for various policy areas for the cultural district and included the creation of an updated 2020 Status Report that followed up on and expanded on the work of the Progress Report and worked to help inform the CHHESS process.

DRAFT V3  
1/28/23

# SOMA Pilipinas Filipino Cultural Heritage District Community Priorities & Strategies

## (1) Cultural Preservation: Preserving Filipino Arts, History, Heritage & Culture



### Community Goals Statement

As the City's Filipino Cultural Heritage District, we must continue to uplift and pass down Filipino history, heritage, and arts and culture, and create channels for learning and documenting the community's history and contributions locally, regionally, and nationally. Our history is especially pertinent to impart to youth and future generations, as they carry forward the community's history and legacy into the future. The City must invest in one of the primary missions of the cultural district— to preserve, celebrate, and cultivate the Filipino community's unique history, cultural heritage, and identity.

#### 1) Develop and Support SOMA Pilipinas Filipino Cultural Heritage District Archive & Living Legacy:

Support the development and staffing of an archive (both digital and physical) that is accessible to the public that collects and contains research, data, images, documents, arts, and cultural contributions, and other materials relevant to the rich history of Filipinos in SOMA, the City, and the region (Filipino WWII Veterans, housing struggles, and flagship cultural activities).

DRAFT V3  
1/28/23

CULTURAL DISTRICT SECTION PLANNING FOR THE FUTURE

Along with archiving efforts, the City to help promote and support active production and creation of new cultural contributions of the current community, including publications, exhibits, ethno-tours, films, and oral histories of Filipino experiences in San Francisco, particularly through multi-generational projects that meaningfully engage youth and older adults to allow the community to create their own collective history and contribute to the living legacy of SOMA Pilipinas, as well as promote the cultural district as a destination that not only holds a rich history as an established enclave but is also actively shaping modern culture and history.

**2) Expand Access to Filipino Arts Education & Programs Teaching Filipino Languages, History, and Culture:**

Promote and support the expansion of linguistic and cultural programming and creative exploration in partnership with community-based organizations, artists, seniors and community historians, and educators/educational institutions (i.e., CCSF, SFSU, SFUSD) that would be open and accessible to all people and generations interested in learning, teaching, promoting, and sustaining Filipino arts, history, culture, and Filipino languages.

Arts Education includes performing, visual, media, literary arts with a specific focus on Filipino cultural elements and integrating various arts disciplines into academic core subjects (history, math, science, social studies, and language arts).

**3) Expand & Strengthen Programs that Empower, Serve, & Address the Health of Filipino Children/Youth:**

Increase funding and support for programs that support and empower Filipino children and youth to learn their history, language, and culture and to be active in their community and City and address barriers like mental health, language access, and economic disparities.

## *(2) Tenant Protections: Anti-Displacement, Tenant Stabilization, and Housing Readiness*



### *Community Goals Statement*

Anti-displacement is one of the core missions of the cultural district, as the first and second technology booms have caused massive displacement in the Filipino community. We must focus on strategies that preserve existing housing, stabilize residents in place, and increase access to affordable housing. We must identify buildings with a high proportion of Filipino residents at risk of displacement and protect them. We must build capacity and provide funding for a community and SOMA- based organization to do residential acquisition and management. There is also a need to increase housing readiness and access of Filipino residents to new affordable housing. Filipino families and seniors continue to live in overcrowded and substandard housing conditions and continue to pay a large proportion of their income on rent. At the same time, there continue to be barriers for this population in accessing and successfully getting into affordable housing opportunities, and the COVID-19 pandemic has increased the number of unhoused Filipinos.

#### **4) Protect and Stabilize Buildings that Contain a High Proportion of Filipino Tenants and Stabilize Existing Filipino Residents:**

As an anti-displacement and eviction prevention strategy— identify and stabilize buildings with a high proportion of Filipino residents. Evaluate each building to



determine what strategy for stabilization would be most effective. As the value of land and buildings increases, we must prevent further displacement and stop the rapid decline of the Filipino population in the neighborhood and city-wide. Strategies should include evaluating the use of historic land-marking for buildings with a long history and cultural significance for the Filipino community and directing funds (including affordable housing fees from Central SOMA) towards residential site acquisition. Site acquisition of existing residential buildings, through the city’s Small Sites program, is a core strategy, and must be pursued with increased dedicated funding - this strategy and such funding must meet the needs and challenges of site acquisition in the SOMA, especially as it pertains to buildings with smaller numbers of units. Pursue strategies that have worked in this area as well as new strategies such as an Anti-Displacement Fund and/or the use of the Accelerator Fund to support the stabilization of Filipino residents and buildings. Effective strategies include site acquisition and rent subsidies for those at risk of eviction or displacement, experiencing exorbitant rents, experiencing increases and jumps in rent due to the existing Small Sites acquisition program, etc.

**5) Build Capacity and Filipino Cultural Competence to Support Residential Acquisition and Rehabilitation in SOMA:**

Build capacity, including identifying funding, for a South of Market based organization to acquire and manage existing residential properties in the South of Market, mainly focusing on the population of Filipino renters that are at-risk of displacement.

**6) Increase Language and Culturally Competent Housing Readiness Support for Filipinos to get into Affordable, Below Market Rate (BMR), and Supportive Housing:**

There must be increased support provided, including identifying funding sources and a better understanding of what institutional and cultural barriers exist and how to address access issues (including data and analysis) for affordable, BMR, and supportive housing. Strengthen outreach to homeless individuals and families that are “doubled up” living with family or friends and families living in SROs, increase outreach to unhoused encampments with Filipino social workers, and build more multi-generational housing and affordable senior housing. Ensure neighborhood preference for South of Market residents and those displaced. COVID-19 has increased housing instability and has caused a visible increase in the number of Filipino unhoused residents. There must be increased outreach to the unhoused Filipino population and direct connection and placement into supportive housing.

### ***(3) Arts and Culture: Arts Sustainability, Public Art, & Urban Design***



#### ***Community Goals Statement***

As a major cultural hub for the Filipino American community in the region, the SOMA Pilipinas Filipino Cultural Heritage District is home to many cultural institutions and assets, arts and cultural organizations, artists, and long term culturally relevant public art pieces. There must be greater promotion and investments to support the sustainability of artists, arts and cultural organizations, and arts-related businesses integral to the City's cultural fabric and economy. As the South of Market continues to go through immense changes with the recent passage of the Central SOMA Plan, the City must eliminate institutional and systemic barriers to community-led public art projects. It should instead proactively incorporate the Filipino community's unique, culturally relevant, and community-vetted design concepts and public art elements in new developments, public art, and the built environment to delineate SOMA Pilipinas' boundaries, expressing the community's cultural heritage. As a state designated cultural district with the largest Filipino population in the nation, investment in Filipino cultural and visual arts in SOMA Pilipinas will contribute to the unique cultural diversity and offerings that help make San Francisco the most visited city in the world.

**7) Strengthen and Stabilize the Capacity of Filipino Arts and Cultural Organizations and Individual Artists:**

Given that most funding to the arts is project-based, there is a great need to increase funding, resources, and City support to artists and arts and cultural organizations in the areas of general operating, programming, evaluation, and technology needs, working with key partners in creating new art, offering arts programming, and helping to preserve and promote Filipino arts and culture for a thriving cultural district. City to help promote public awareness of cultural district activities.

**8) Develop a SOMA Pilipinas Arts Master Plan:**

Work in partnership with the SF Arts Commission (SFAC) in developing a SOMA Pilipinas Arts Master Plan which would articulate a district-wide vision for art in the City's SOMA neighborhood with a specific focus on the Filipino community's long history in the SOMA and San Francisco, and identifying and prioritizing locations for art opportunities, and developing outlines for the selection process of art projects (e.g., murals, plaques, monuments, etc.). Also, encourage private developments to direct all or a portion of the required 1% art fee (for applicable projects) to the SF Arts Commission Public Art Trust towards administration, creation, and maintenance of public realm, wayfinding, art, and related public art projects within the Filipino Cultural Heritage District.

**9) Create SOMA Pilipinas Special Area Design Guidelines and Create a SOMA Pilipinas Public Realm Design Toolkit:**

Work with the City's Planning Department in developing and approving, through a community-based process, SOMA Pilipinas Special Area Design Guidelines that would work in concert with the City's Urban Design Guidelines to ensure that the site design, architecture, and public realm components of private development projects contribute to and reflect the unique culture of the Filipino community.

Create a SOMA Pilipinas Public Realm Design Toolkit that would provide city departments such as DPW, SFMTA, and the Planning Department with community vetted design and public realm elements and concepts for incorporation into public projects in the cultural district. As they would be designed to comply with the SOMA Pilipinas Special Areas Design Guidelines and vetted with the Planning Department, they should also be provided to applicants for inclusion in private development projects and incorporated into the review of projects by the Planning Commission.

**10) City support for Cultural District Public Realm Improvement, Maintenance, and Neighborhood Cleaning and Beautification:**

Dedicate funding for street signs, monuments such as gateways and other cultural markers, wayfinding, institutional signage, and other public realm improvements to delineate SOMA Pilipinas boundaries and express cultural heritage, as well as direct visitors and residents to cultural assets. Align placemaking initiatives to City plans for renovations and identify businesses and cultural assets to be highlighted. Increase investment in street cleanliness, beautification, and public safety, including traffic calming techniques to improve the district’s livability. Align with CBDs in SOMA and other neighborhood- based groups to advocate for equity in City services, especially for street cleaning and sanitation, and develop community-based strategies to ensure public safety.

**11) Development of Cultural Conservator:**

Dedicate funding for maintaining and preserving historic buildings, murals, plaques, and landmarks in SOMA Pilipinas through a cultural conservator or public art trust to lead these efforts. Work with SFAC and City Departments to replace monuments representing colonial and racist histories with more historically accurate and community-empowering representations and/or develop alternative signage to correct misrepresentations. City to work with the community to inventory War Memorial Philippine War artifacts.

**(4) Economic and Workforce Development:  
Small Businesses & Family-Sustaining Jobs**



**Community Goals Statement**

San Francisco's position as a global city and economic center has produced specific challenges for the Filipino community and other working-class communities city-wide but particularly in the South of Market neighborhood, which is in immediate proximity to the City's Financial District. While San Francisco is host to many public and private sector jobs, the Filipino community, especially immigrants, faces barriers in moving from entry-level and low-wage positions into living wage and family-sustaining jobs. The City must partner with the community to create better opportunities for living-wage employment opportunities, including for non-profit and community-based workers, and create pathways to enter into family-sustaining jobs in the public and private sectors through internships, on-the-job training, and targeted outreach and pathways.

Small businesses in SOMA Pilipinas also face major barriers to sustaining their businesses due to high rent costs, limited or inaccessible financing, and loan opportunities, and lack of general and technical assistance and infrastructure support. COVID-19 has only compounded these issues. Small businesses in the cultural district are in a precarious state, with many businesses having no choice but to shut down operations during the pandemic. Moving forward, the City must prioritize the needs of small and neighborhood-serving businesses to stabilize the district's economy, sustain small businesses' longevity as economic and cultural anchors, and set businesses up to thrive. The City must invest in developing a commercial corridor in SOMA Pilipinas, similar to other cultural districts, which would help anchor small businesses, produce sustained economic activity, and attract residents and visitors to the cultural district.

**12) Strengthen Non-Profits Ability to Sustain Community Workers:**

Community-based organizations provide essential services critical to the well-being of community members and the City. There must be equity in these organizations' wages compared to City employees and contracts regarding COLA for non-profits providing essential services. Without adequate funding to ensure competitive compensation, living wages, healthcare, and benefits, it becomes harder to maintain and sustain community workers.

**13) Further Development of Mission Street as a Commercial Corridor for the Cultural District:**

Defined commercial corridors can help support the cultural, social, and economic life of communities, create synergy between small businesses and the community, and serve as visible anchors for the cultural district. A commercial corridor of businesses along Mission Street in SOMA Pilipinas is essential to attract visitors to sustain small businesses and help maintain the cultural district as an economic and cultural hub regionally. This requires support to identify City-owned properties that can be utilized as pop-up or long-term tenancies, technical support to businesses, investment in signage and wayfinding to increase visibility, and City grants and fee waivers to neighborhood-serving businesses. Several City-owned properties, including 967 Mission Street (Kapwa Gardens), 863 Mission Street (Republika), and The San Francisco Mint and Mint Plaza in SOMA Pilipinas, are underutilized and could be activated as cultural anchors along the corridor.

**14) Support the development of a Mutual-Aid and Mentorship-Based Merchant Association to Support the Stabilization and Attraction of Filipino Businesses:**

The development of a merchant association that can provide culturally competent mentorship, education, coaching, technical and financing assistance, and referrals to a spectrum of professional services can contribute significantly to the stability and longevity of businesses and provide a base of support for new, existing, and legacy businesses in the community. This support can include a City liaison to work with the merchant association and Filipino businesses to navigate city resources and permitting issues and use of the City’s Legacy Business program to recognize long-term businesses.

**15) Strategic Planning to Create Filipino Access to Family-Sustaining Jobs in Public and Private Sectors:**

Addressing income inequality is the key to keeping the cultural district viable and keeping residents in a position to remain in the cultural district. The City and cultural district must partner to identify the current representation of Filipinos in City departments, where they are concentrated, and at what level; identify barriers and design programs to support access to key sectors including healthcare, public sector opportunities, tech, trades, and union jobs; create pathways and pipelines to careers that can sustain families and are in demand by community-serving non-profits, local businesses, City government, and other key sectors; and fund specific workforce and technical training.

## *(5) Place Keeping & Place Making: Community Development & Stabilization*



Photo Credit: SOMCAN

### *Community Goals Statement*

Land use in the South of Market has traditionally benefited developers, corporations, and real estate interests. This has led to the gentrification and displacement of long-standing working-class communities. Instead, land use must be used as a tool to protect and enhance the health and environment of the communities that have contributed significantly to the history and culture of the neighborhood. The community must lead this process, with support from the Planning Department, especially in light of Planning Commission Resolution No. 20738, titled Centering Planning on Racial and Social Equity, and the emerging emphasis on Racial and Social Equity efforts from the Planning Department, the Historic Preservation Committee, and other entities, to acknowledge systemic harm, racial segregation, poverty, and environmental injustice imposed upon San Francisco's marginalized communities and communities of color for decades through inequitable planning policies.

At the same time, we must actively work to stabilize community-based organizations that have to compete with a profit-driven model of land use and development that has put non-profit organizations that serve the community at a huge disadvantage.



**16) Establish a Working Group to Examine, Strengthen, and Expand the Youth and Family Special Use District:**

Establish a working group composed primarily of South of Market community members, including residents, workers, youth, community planners, Planning Department Staff, and the District 6 legislative office. The working group will provide recommendations to the City for changes to the Youth and Family Special Use District so that it can more effectively protect and enhance the health and environment of children, youth, families, and seniors by addressing needs such as affordable housing, jobs, small businesses, open space, pedestrian safety, and livability.

**17) Increase Community-Based Ownership, Use, and Stewardship of Land, Buildings and Space, Including Utilization of Publicly Owned Buildings and Space:**

Non-profit services and cultural organizations in the South of Market need stability and security to continue to serve the community without the constant threat of displacement. This includes small businesses and arts organizations, including the need for a performing arts space that would allow cultural groups and artists to scale up production.

The scarce amount of developable land in the South of Market must be prioritized for community-serving uses such as affordable housing and affordable commercial space.

This can be achieved through the acquisition of existing space, acquisition of land, land banking, dedication of land, new development, incorporation in new developments' projects, use, stewardship, and access of underutilized public buildings/space, and incorporation in new publicly funded developments and projects.

**18) Ensure That the Historic and Ongoing Displacement of the Filipino Community Are Part of the Discourse in Developing Planning's Racial and Social Equity Plan Initiative Including in the Phase II Action Plan:**

To develop a more comprehensive race and social equity action plan, we must ensure that community-centered planning and development, addressing the historical racism, discrimination, and displacement faced by the Filipino community, and preventing the further displacement of the immigrant and working-class Filipino population be included as part of the development of the Planning Department's Race and Social Equity Initiative and Action Plan and incorporated directly into Phase II of the process.

## ***(6) Cultural Competency: Language Access & Culturally Competent Services***



### ***Community Goals Statement***

Community-based organizations, service providers, artists, and arts and cultural organizations have contributed to the City's rich cultural fabric and have served the Filipino community for decades. However, the Filipino community still faces many barriers to accessing resources, and many organizations and cultural assets need support to sustain their ability and capacity to serve and address the specific needs of the community in the face of ongoing challenges. Major challenges, including the displacement of Filipino residents in the South of Market, continues to be an ongoing problem that deserves immediate and concrete solutions. As the community continues to struggle to stay, it is imperative that SOMA Pilipinas, in partnership with the City, invests in the existing Filipino community in the neighborhood and city-wide and set up infrastructure to support Filipino immigrants and newcomers. The City must take steps to invest in the sustainability of community-serving organizations and cultural assets and cultivate cultural competency to preserve and uplift cultural identity, strengthen language services to ensure equitable access to City materials, and address the unique needs and cultural values of the Filipino community.

**19) Develop a Barangay Center/Co-Location Services Hub:**

Support from the City to identify possible ADA compliant locations along key corridors in the South of Market for a co-location services hub that acts as a one-stop-shop for multi-generational Filipino residents, immigrants, and newcomers that offers a range of services within the cultural district and provides linguistic capacity for its clients, as well as enlist the participation of seniors as integral to the center’s operations. This co-location model fosters increased access to and participation in services and leverages established relationships between nonprofits and residents, allowing nonprofits to make direct referrals to other community resources. As part of this process, explore the need for a separate senior center/dedicated space for seniors with wrap-around services to foster healthy aging in place and a separate wellness center for low-barrier access to clinical and culturally competent mental health services.

**20) Strengthen and Expand Language Access for Filipino residents:**

Enforce and strengthen the Language Access Ordinance to ensure accurate and equitable delivery of information to Filipino residents by (1) Creating a pipeline and database of credentialed Filipino translators that can provide accurate and consistent translation support and standardization of the language at the municipal level, including creating a structure to certify translators and interpreters; (2) Implementing recommendations in the Language Access Report by Dr. Valerie Francisco-Menchavez; (3) Supporting the establishment of K-12 access to Filipino language to immerse students in the Filipino language and provide relevant historical and cultural education; and (4) Pursuing formal partnerships (including internships) with students and professionals with language abilities in social service and related fields and institutions (i.e. social work, mental health, public health, urban planning, etc.) to place in community-based organizations or City departments to enhance access to services and information.

**21) Invest in the Sustainability of Filipino Community-Based Organizations:**

Support the operations, capacity-building, programming, and sustainability of Filipino-serving community organizations to increase capacity to serve residents and to strengthen and expand the district’s cultural life and activities. Ensure racial equity in funding and provide added resources to sustain staff with language capacities, particularly funding support for the service providers that provide

DRAFT V3  
1/28/23

language translation services (as added work) for clients without compensation, as well as for Trauma-Informed Systems and other training. City to work with community groups on data collection, disaggregating data, and timely analysis to inform policy and programmatic decisions around community stabilization and development.

**22) Develop a Community Health Report on Filipinos in San Francisco:**

Assess and generate health data and statistics in a comprehensive report for Filipinos in SOMA and San Francisco (in partnership with community-based organizations/ other entities, i.e., SFUSD with existing data and reports), including data and statistics regarding mental health, physical health, homelessness, suicidal ideation for youth, impacts of gentrification and displacement, environmental harm, COVID-19 (impact on Filipino frontline workers and essential workers), funding that addresses community health, disaggregation of data regarding Filipinos from the general Asian population, and to develop recommendations to address report findings.

***Conclusion:  
Collaboratively  
Moving Forward  
Together***

## *Next Steps*

### **1. COORDINATION OF STAKEHOLDERS**

- Representatives of the Cultural District Steering Committee will meet with Cultural District leaders to develop incremental benchmarks to achieve the strategies laid out in this CHHESS report. CHHESS Report check-ins will take place quarterly.
- Per the Cultural District Legislation, MOHCD will report on progress made on the CHHESS.
- The Cultural District will report back to their stakeholders, partners, and community members on the progress of the CHHESS report and specifically the strategies and recommendations.

### **2. WORKING COLLABORATIVELY**

- The Cultural District's strategies and recommendations serve as an opportunity for community and City Departments to align goals and leverage efforts.
- The City implements many initiatives and programs that are in line with the strategies put forth in this report.
- It's important that we bridge gaps, streamline, and coordinate our collective efforts to improve outcomes for San Francisco's communities in need.

# *Appendix*

**Economic Recovery Alignment & Dream Keeper Alignment**

On the following page you will see how two important City Initiatives compliment and align with the Cultural District Program. First, the Economic Recovery Task Force has put forth a set of recommendations that align with both the Cultural District Program Areas and SOMA Pilipina’s community generated strategies.

Second, the Dream Keeper Initiative, under the leadership of Mayor Breed and the Human Rights Commission has developed a roadmap for reforming public safety and addressing structural inequities in San Francisco for the Black community. The Cultural District Program looks to this incredible leadership and innovative effort for guidance and an opportunity for building racial and cultural solidarity. We are stronger together.

[ “When one succeeds, we all succeed”. ]  
- Kendra Spencer

<i>Cultural Districts’ Program Areas</i>	<i>Economic Recovery Task Force Recs.</i>	<i>SOMA Cultural District Strategies &amp; Recommendations</i>
<p><b>1. Historic/Cultural Preservation</b> - Preserve and develop cultural and historic buildings, businesses, organization, traditions, arts, events and District aesthetics.</p> <p><b>3. Arts and Culture</b> - Attract and support artist and cultural enterprises</p>	<p><b>8. Imagine and Build Stronger Neighborhoods:</b> activate and draw upon San Francisco’s unique neighborhood and cultural assets</p>	<p>1. Develop SOMA Pilipinas archive &amp; living legacy</p> <p>2. Expand access to Filipino arts education programs teaching Filipino languages, history, and culture</p> <p>3. Expand programs that empower, serve, and address the health of Filipino youth</p> <p>7. Strengthen capacity of Filipino cultural orgs and artists</p> <p>8. Develop a SOMA Pilipinas arts master plan</p> <p>9. Create special area design guidelines</p> <p>10. City support for public realm improvement</p> <p>11. Development of Cultural Conservator</p>



<p><b>4. Economic and Workforce Development</b> - <i>Promote jobs, tourism and economic opportunities that stabilize the district's economy</i></p>	<p><b>1. Local Economic Stimulus:</b> explore policies &amp; investments that encourage economic development and activity in</p> <p><b>2. Job Connections:</b> facilitate and improve connections to jobs and explore programs that hire local workers</p> <p><b>5. Pursue Economic Justice:</b> narrow the wealth gap and bridge the digital divide for low-income residents and communities of color</p>	<p>12. Strengthen non-profits ability to sustain community workers</p> <p>13. Further development of Mission Street as a commercial corridor</p> <p>14. Support mentorship-based merchant association to support and attract Filipino businesses</p> <p>15. Strategic planning to create Filipino access to family-sustaining jobs in public and private sectors</p>
<p><b>2. Tenant Protections</b> - <i>Protect tenants from displacement and promote affordable housing and homeownership</i></p>	<p><b>6. Invest in Housing:</b> incentivize the construction of affordable housing, an immediate and long-term need</p>	<p>4. Protect and stabilize buildings containing a high proportion of Filipino tenants</p> <p>5. Build capacity and Filipino cultural competence to support residential acquisition and rehabilitation in SOMA</p> <p>6. Increase language &amp; culturally competent housing readiness to access affordable, BMR, and supportive housing</p>
<p><b>5. Place Keeping &amp; Place Making</b> - <i>Create and support programs that support businesses/industries that advance Cultural District</i></p>	<p><b>(See 1. Economic, 2. Job Connections, and 8. Imagine and Build Stronger Neighborhoods)</b></p>	<p>16. Establish a working group to examine, the youth and family special use district</p> <p>17. Increase community-based access, use, and stewardship of land, buildings, and space</p> <p>18. Ensure that the displacement of the Filipino community is part of the discourse in Planning's racial equity plan initiative</p>
<p><b>6. Cultural Competency</b> - <i>Promote culturally competent and appropriate City services, policies and narratives</i></p>	<p><b>7. Meet the Basic Needs of the Vulnerable:</b> ensure San Franciscans have access to food, shelter, mental health, and other services</p>	<p>19. Develop a co-location services hub</p> <p>20. Strengthen language access</p> <p>21. Invest in sustainability of Filipino cbos</p> <p>22. Develop a Filipino community health report</p>

### *Dream Keeper Initiative Alignment*

In 2020, Mayor London Breed launched the Dream Keeper Initiative (DKI), a citywide effort is reinvesting \$120 million over Fiscal Years 2020-21 and 2021-22 from law enforcement into San Francisco’s Black and African American community. This Initiative is part of Mayor London N. Breed’s roadmap for reforming public safety and addressing structural inequities in San Francisco. The Dream Keeper Initiative recognizes the diversity of San Francisco’s Black and African American community and includes investments in a wide range of programs that will support youth, families, seniors, and members of the Black LGBTQ+ community. These investments are designed to improve outcomes for San Francisco’s Black and African American youth and their families, and ensure the needs of all family members are addressed cohesively and comprehensively. The Dream Keeper Initiative aims to break the cycle of poverty and involvement in the criminal justice system for the families in City programs and ensure that new investments are accessible to San Francisco’s families who are most in need.<sup>34</sup>

MOHCD is leading efforts to: increase African American homeownership, build the capacity of African American housing developers, and support Cultural District Planning through the lens of intersectionality with and within the African American community targeting engagement to African American residents.

MOHCD is committed to racial equity. Further, as MOHCD facilitates the alignment of the Dream Keeper Initiative and the Cultural District program, SF cultural communities will have the tools not only to look inward, but also consider how their strategies impact and should include Black residents. Moreover, leaders in the Cultural District Program, among both the City and Community, recognize that the upliftment of Black residents, one of SF’s most disenfranchised communities, is integral to the full success of the program.

As intersectionality and equity are key frameworks of DKI as well as the Cultural District Program, it is imperative to consider the alignment of these initiatives in the CHHESS process. The previously mentioned DKI investments and Cultural District priorities—anti-displacement, preservation of unique cultural identities or experiences, and collaborative partnership with the City—are in direct alignment (see figure below).

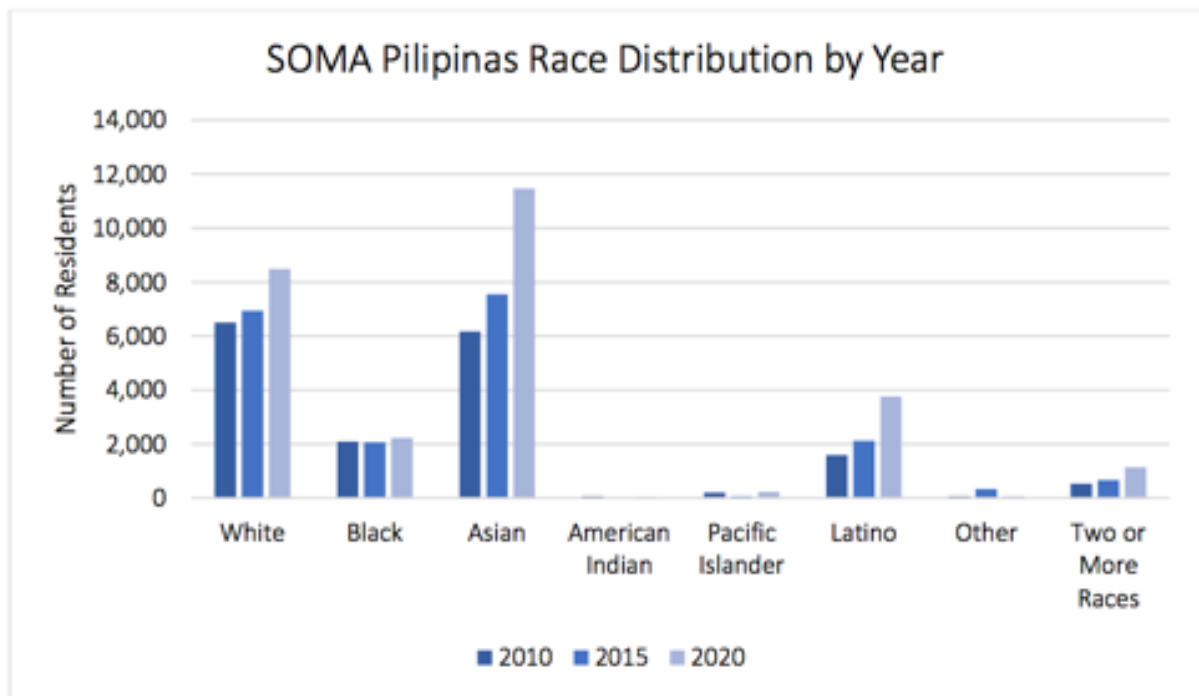
34) Office of the Mayor, San Francisco, *The Dream Keeper Initiative: Reinvesting in San Francisco’s Black and African American Community*. Accessed 2022. [https://sf-hrc.org/sites/default/files/Dream%20Keeper%20Initiative\\_One%20Pager.pdf](https://sf-hrc.org/sites/default/files/Dream%20Keeper%20Initiative_One%20Pager.pdf)

<i>Cultural Districts</i>	<i>Dream Keeper Initiative</i>
<p><b>1. Historic &amp; Cultural Preservation</b></p> <p><b>3. Arts and Culture</b></p> <p><b>5. Place-Keeping &amp; Place Making</b></p>	<p><b>Culturally affirming spaces that celebrate Black people:</b> Physical spaces that highlight the culture and beauty of San Francisco’s diverse Black communities. These gathering spaces celebrate joy and being in community together and give visitors an opportunity to engage in the expansive experiences of the Black diaspora.</p>
<p><b>4. Economic and Workforce Development</b></p> <p><b>2. Tenant Protections</b></p>	<p><b>Growing financial health and economic well-being;</b> City Employment Pipelines; Workforce Training &amp; Development; Guaranteed Income; Business &amp; Entrepreneurship Support; Youth Development - San Francisco’s diverse Black communities’ foundational needs are met, and they have an opportunity at equitable economic growth through homeownership, entrepreneurship, employment pathways in high growth industries, guaranteed income and other income generating opportunities.</p>
<b>6. Cultural Competency</b>	<p><b>Transformative and intergenerational social-emotional wellness -</b> <i>(i.e., physical, mental, behavioral health):</i> San Francisco’s diverse Black communities have access to mental and physical healing and wellness that is created and provided by people with shared lived experience and who practice cultural humility. Families receive support where they are loved and cared for.</p>
	<p><b>Black-led and Black-centered narrative shift-</b> Using performance, arts, storytelling, and media, Black-led and Black-centered narratives showcase the expansive experiences, stories and talents of San Francisco’s diverse Black communities. These narratives are created to highlight the rich beauty and brilliance within the Black community.</p>
	<p><b>Building organizational knowledge and infrastructure -</b> <i>(i.e., capacity building):</i> Black-led and -serving organizations are adept in centering San Francisco’s diverse Black communities. These organizations are financially solvent and growing. Their policies and practices are reflective of wanting to create change so that San Francisco’s diverse Black communities may prosper.</p>

# SOMA Pilipinas District Data

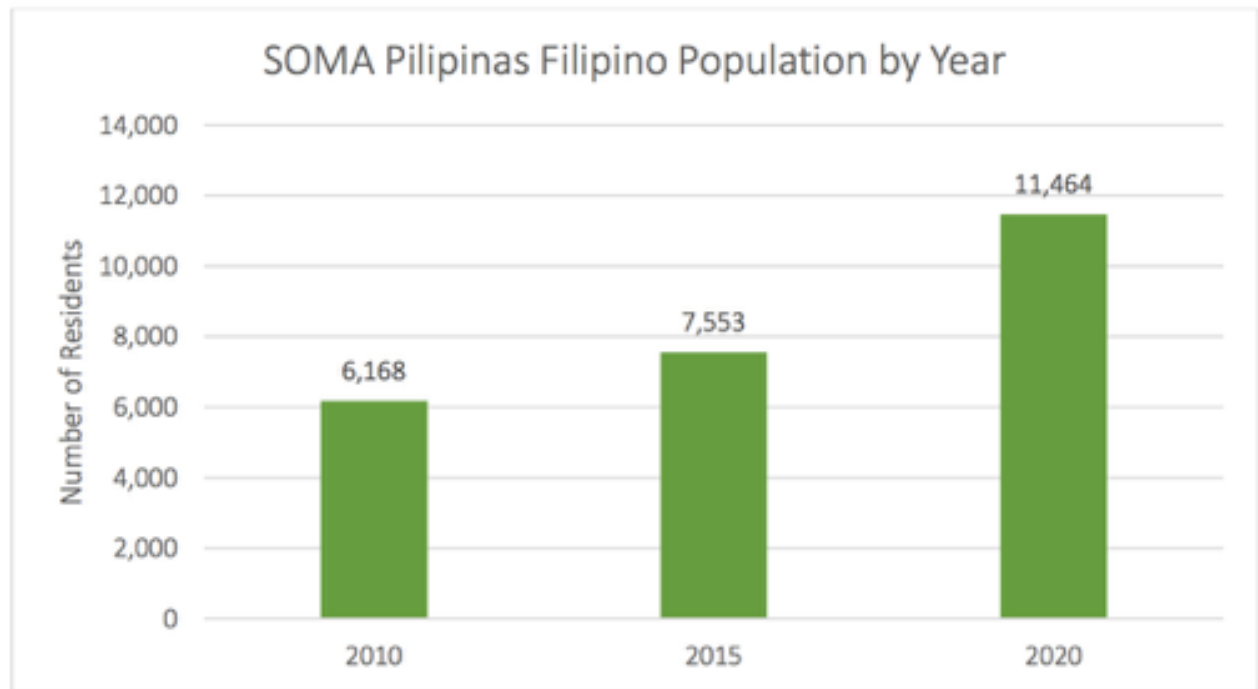
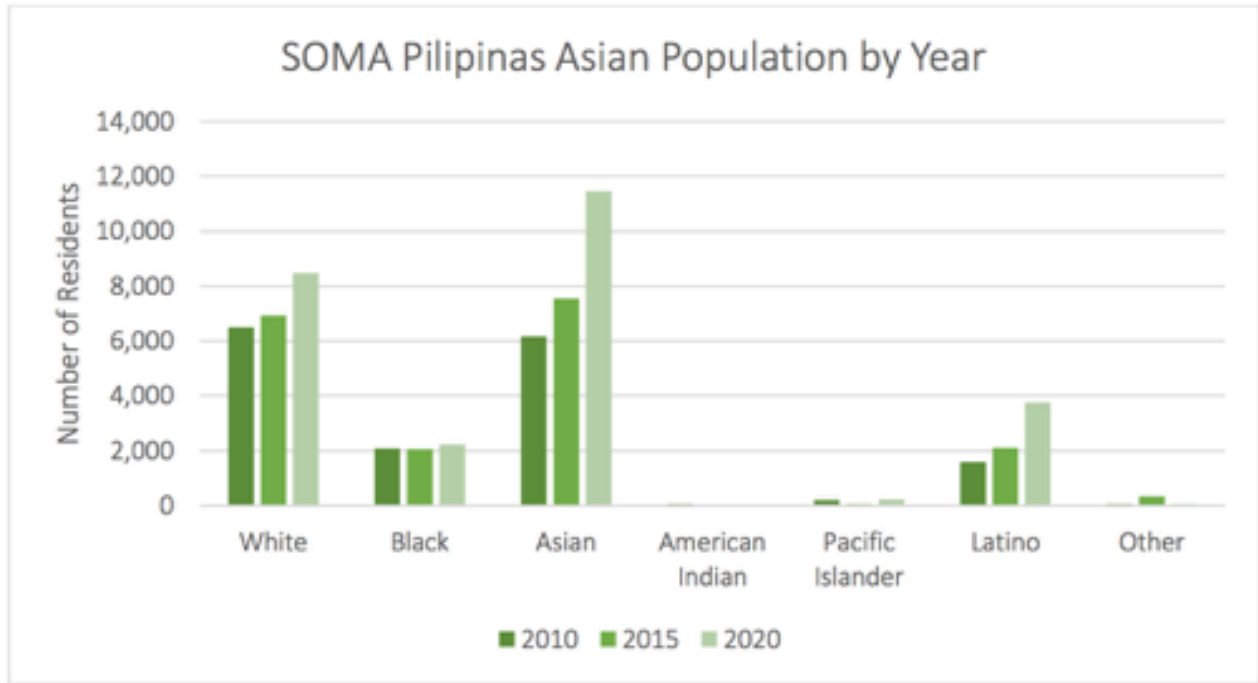
## Demographics

[ As of 2020, there are 27,401 Total Residents in the SOMA Pilipinas Cultural District ]

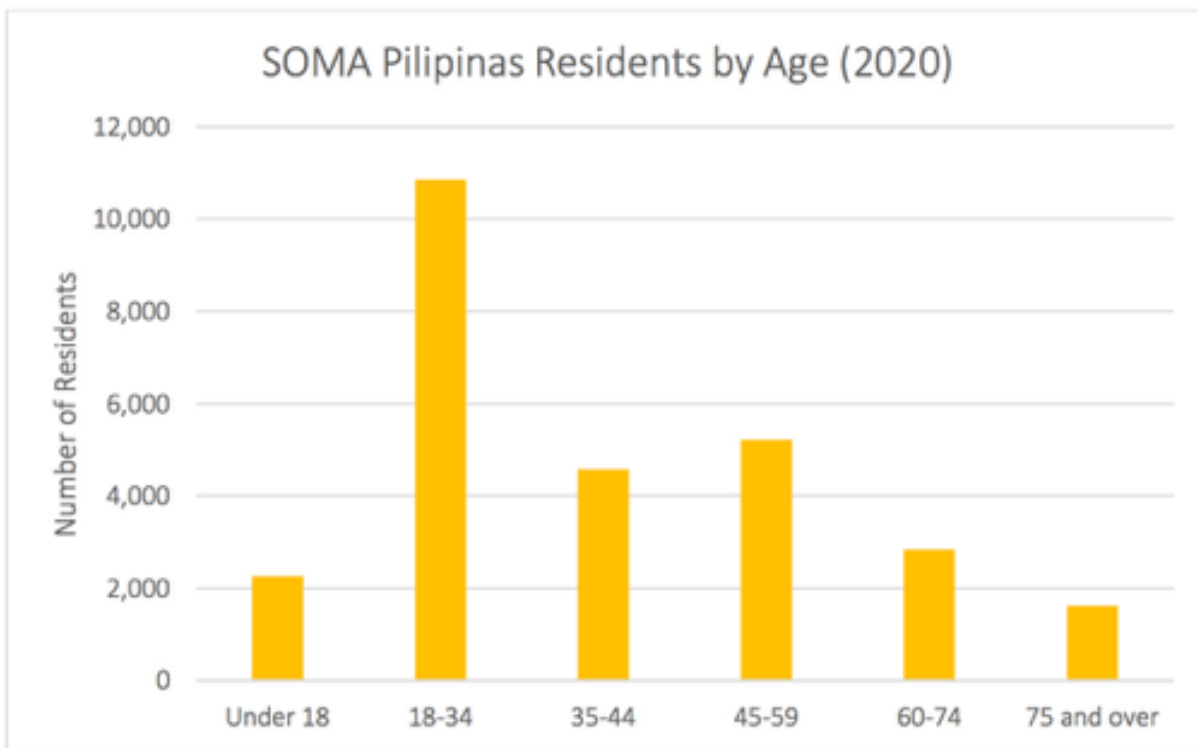


Source: U.S. Census Bureau, American Community Survey data, data.census.gov

DRAFT V3  
1/28/23



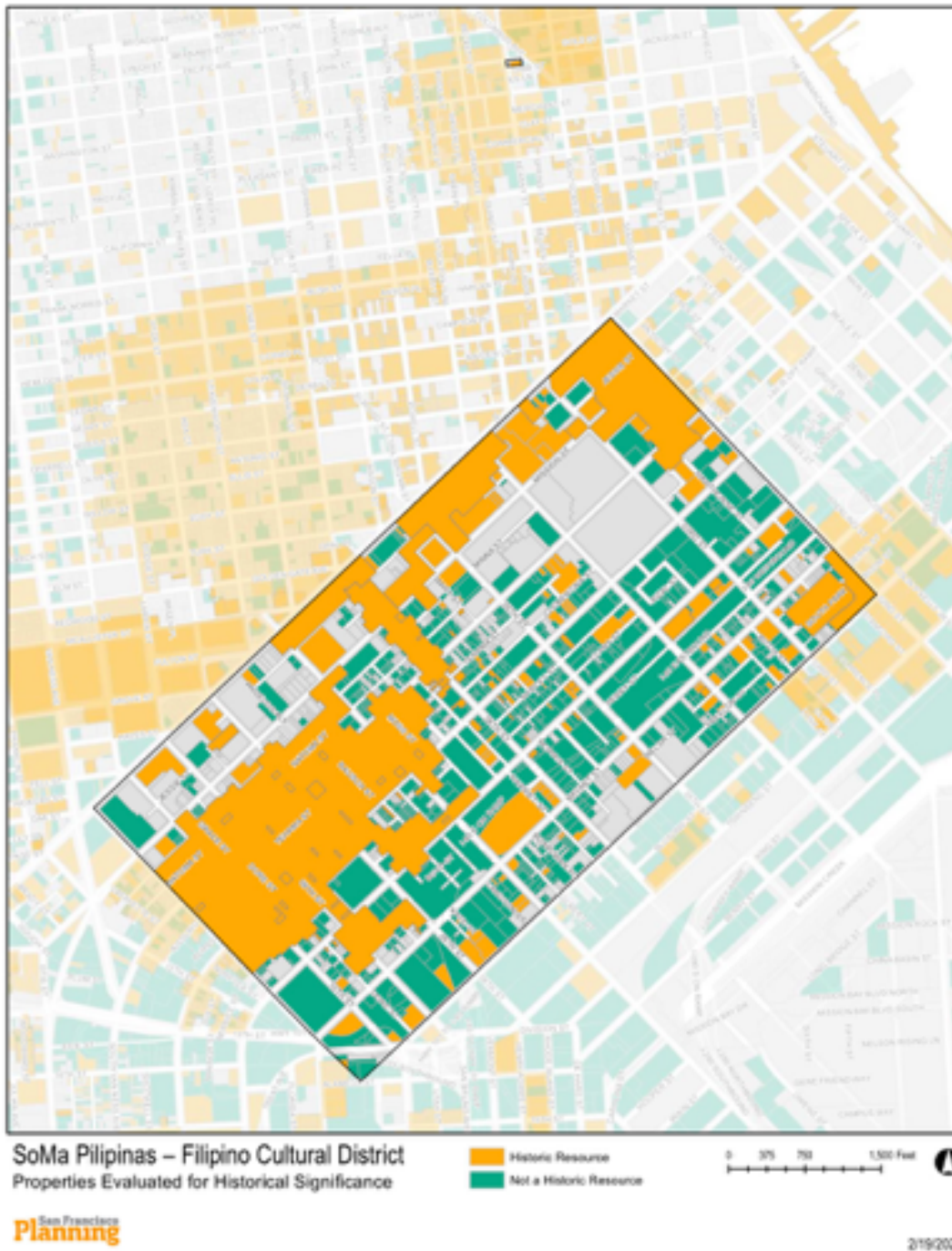
Source: U.S. Census Bureau, American Community Survey data, data.census.gov



Source: U.S. Census Bureau, American Community Survey data, data.census.gov

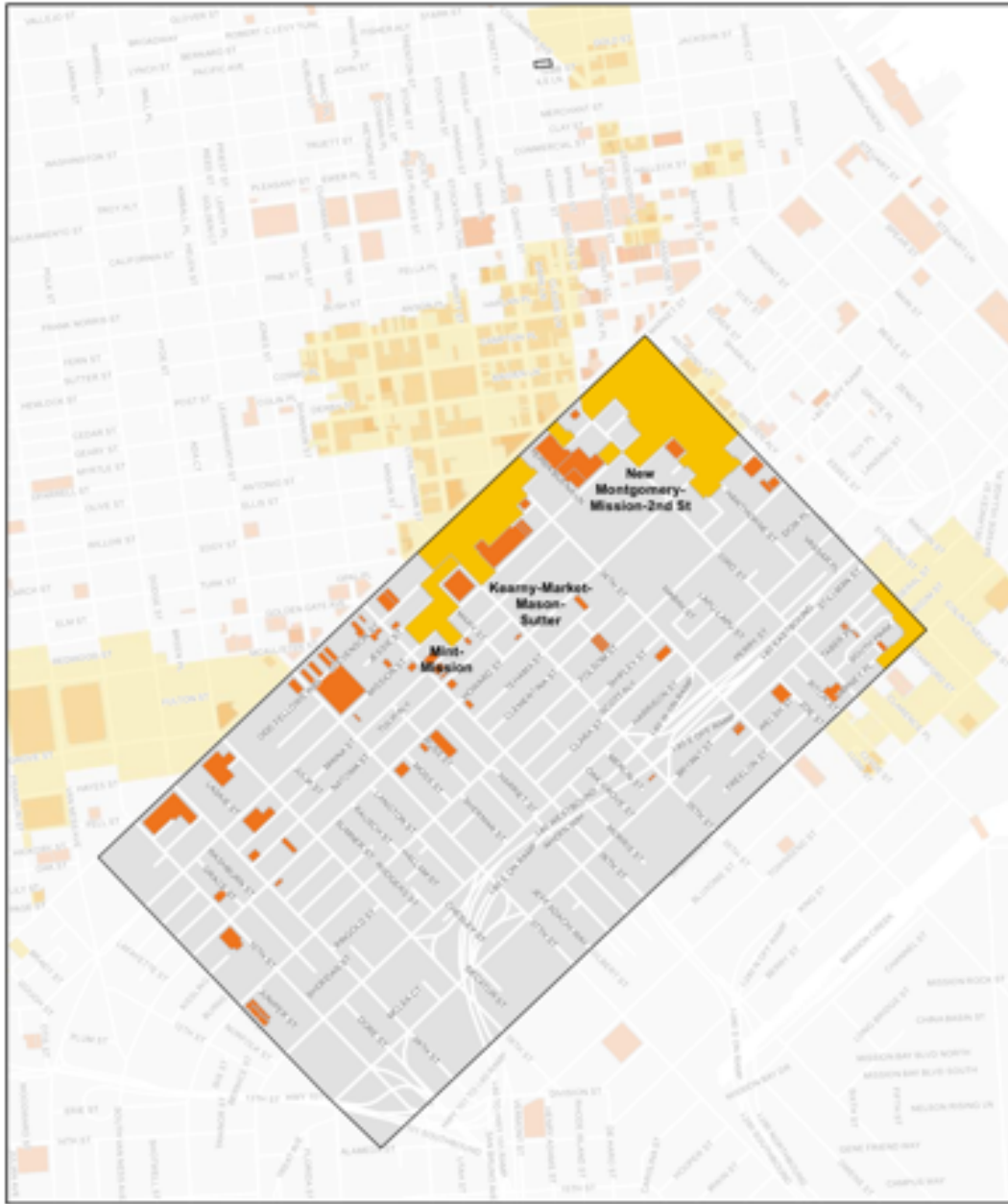
# (1) Historic/Cultural Preservation

DRAFT V3  
1/28/23



Source: San Francisco Planning Department

Description: Map of all properties that have been evaluated for eligibility for historic registries at the local, state and federal levels. Identified in this map are properties found to be historic resources (both eligible to be designated and designated) and properties found not to be historic resources. The historic resources are all subject to the protections of the CA Environmental Quality Act pertaining to cultural resources.



SoMa Pilipinas – Filipino Cultural District  
Landmarks Designated in SF Planning Code

Landmark District  
Individual Landmark

0 375 750 1,500 Feet



2/19/2021

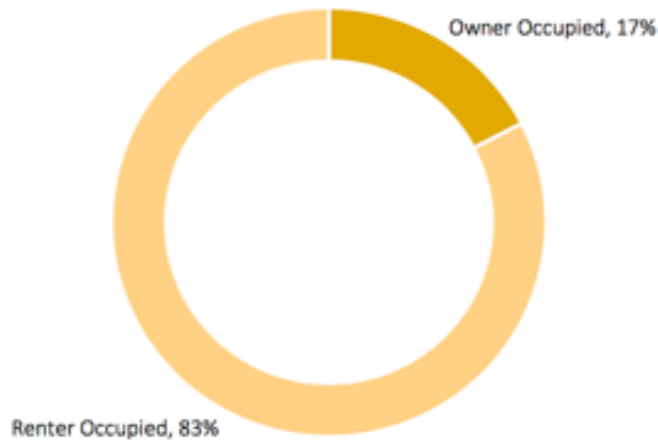
Source: San Francisco Planning Department

Description: Map of all properties that are designated in San Francisco's local historic registry (Article 10 of the Planning Code). This designation provides the highest protection against demolition and insensitive alterations for historic properties and opens opportunities for tax breaks and other incentives.

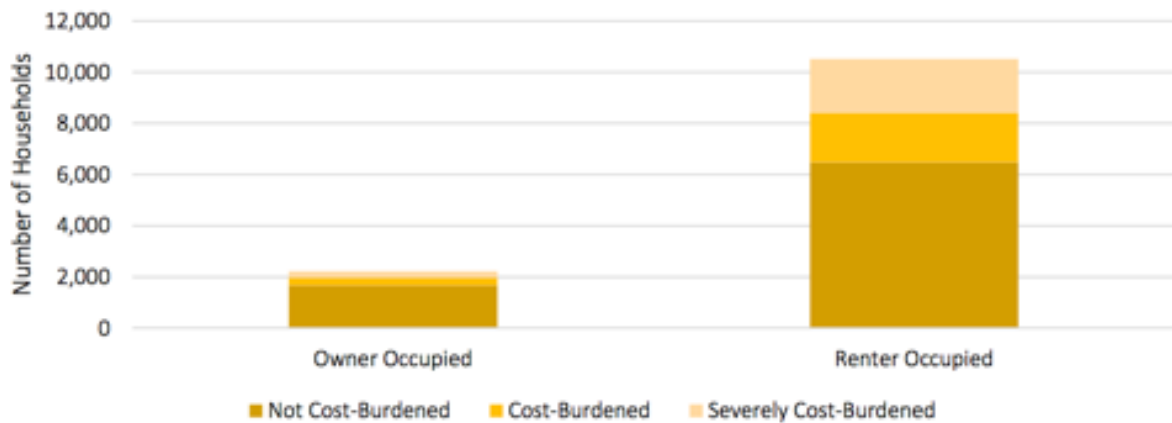


## (2) Tenant Protections

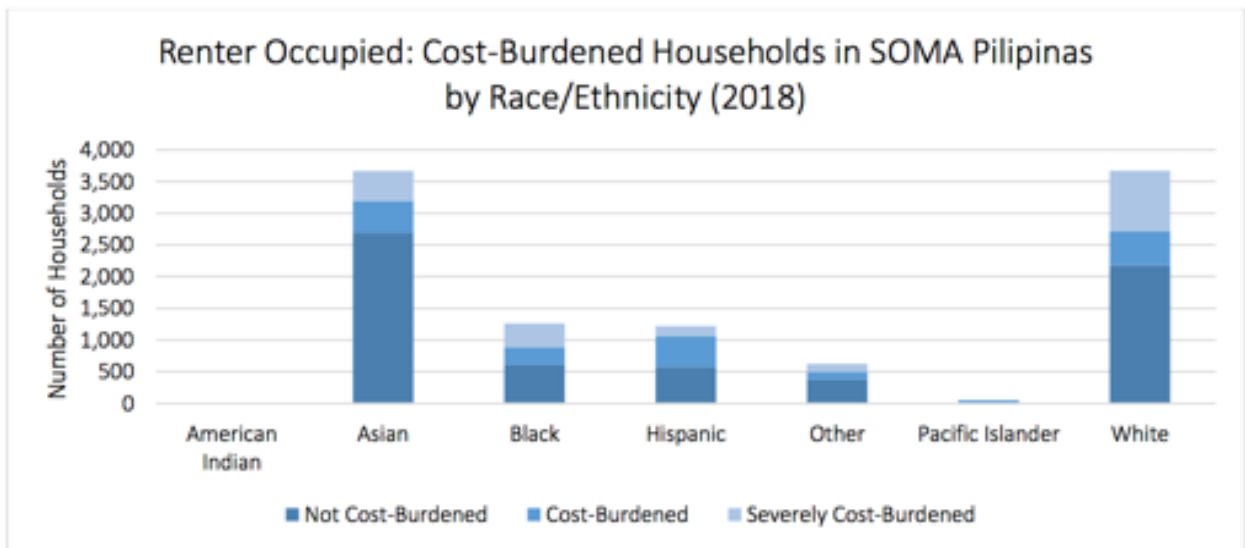
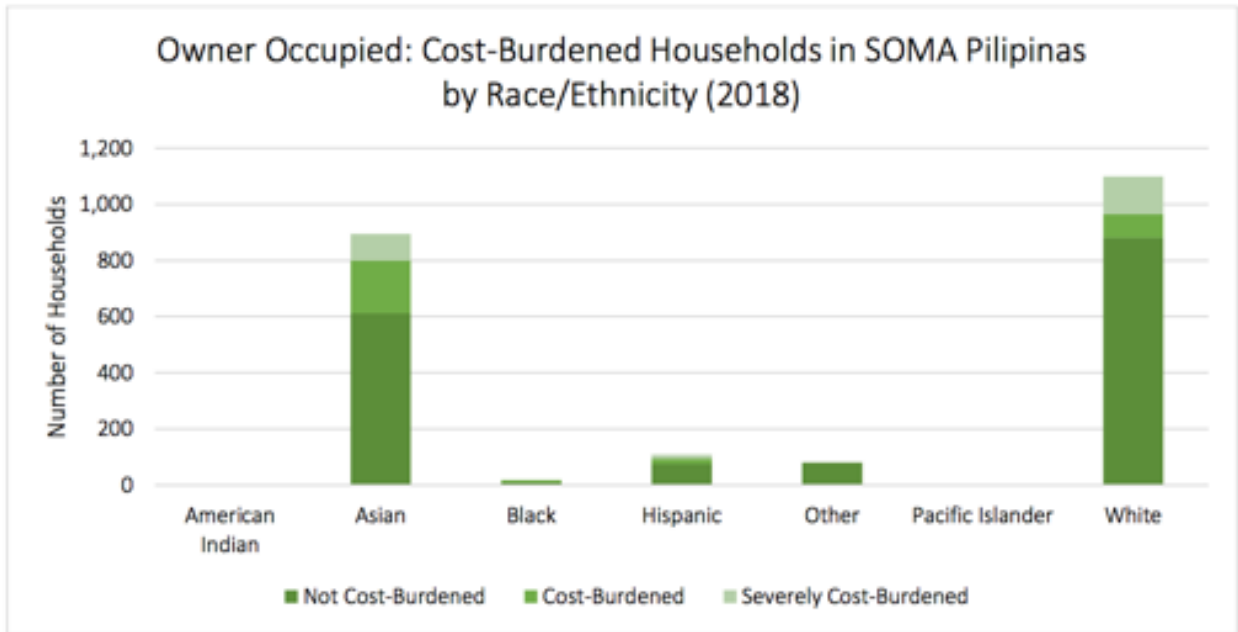
Owner and Renter Occupied Housing Units in SOMA Pilipinas (2018)



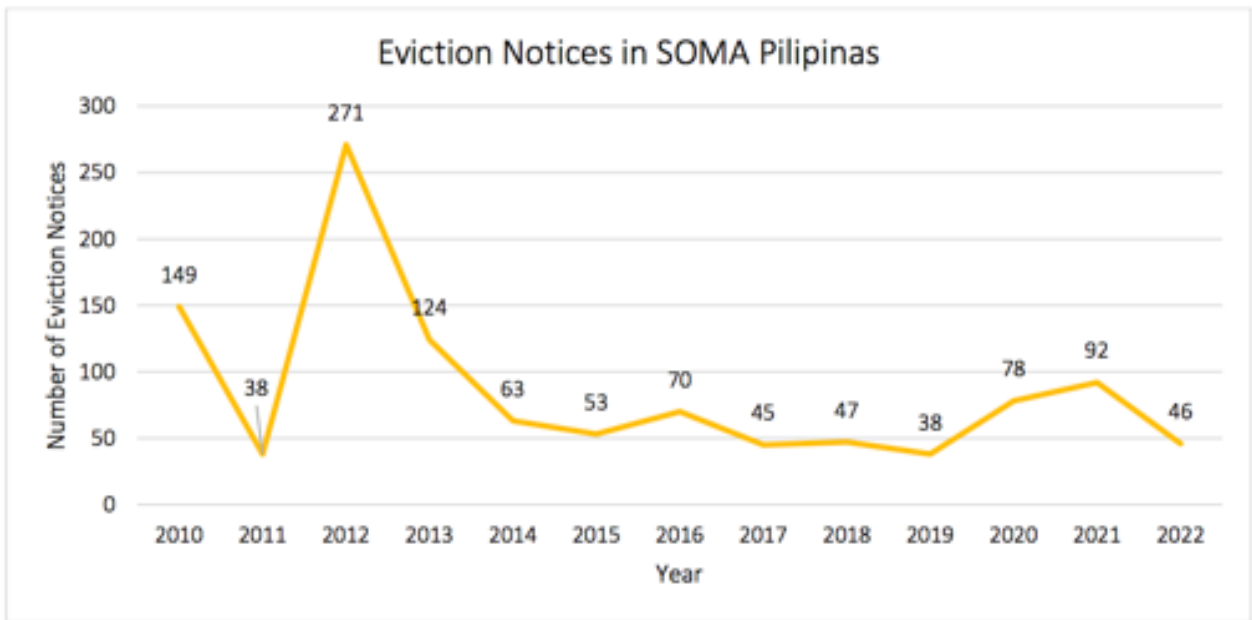
Cost-Burdened Households in Soma Pilipinas (2018)



Source: U.S. Department of Housing and Urban Development, Comprehensive Housing Affordability Strategy (CHAS), 2014-2018



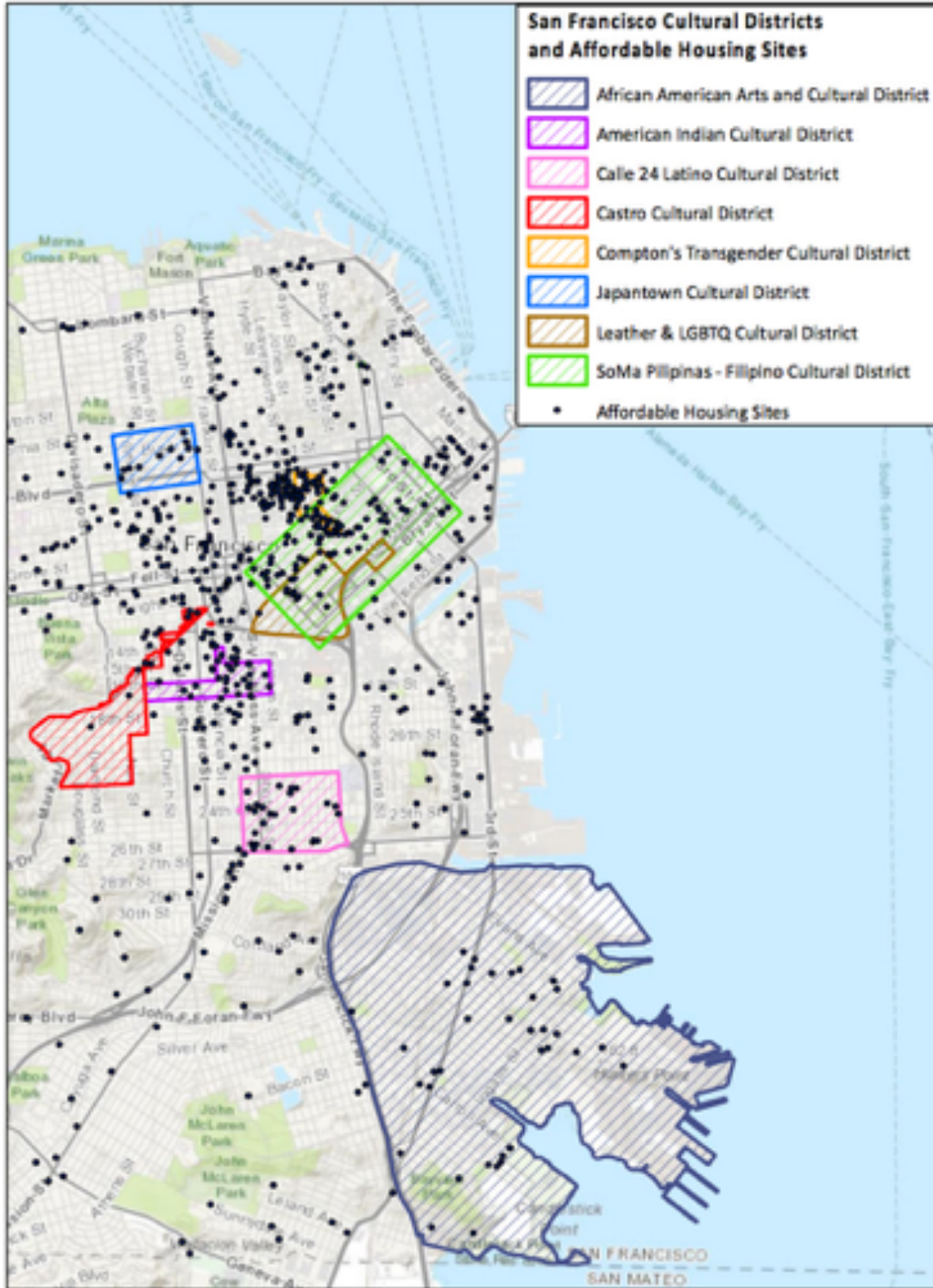
Source: U.S. Department of Housing and Urban Development, Comprehensive Housing Affordability Strategy (CHAS), 2014-2018



Source: San Francisco Rent Board

Data includes eviction notices filed with the San Francisco Rent Board per San Francisco Administrative Code 37.9(c). A notice of eviction does not necessarily indicate that the tenant was eventually evicted, so the notices may differ from actual evictions.

# Affordable Housing Development (Quarter 2 2019) with overlay of Cultural Districts boundaries



Source: Mayor's Office of Housing and Community Development

DRAFT V3  
1/28/23

# SOMA Pilipinas Residential Developments in the Planning and Construction Pipeline (2019 Q4)

19% of net new units in development (2019 Q4) are considered affordable.

<i>Name/Address</i>	<i>Land Use</i>	<i>Status</i>	<i>Units</i>	<i>Units /let</i>	<i>Affordable</i>	<i>Affordable /let</i>
533 JACKSON ST	Vacant	PL Approved				
170 09TH ST	Vacant	PL Approved	0	0		0
23-25 GRACE ST	Resident	CONSTRUCTION	13	13	0	0
17 GRACE ST	Resident	CONSTRUCTION	13	13		
1450 HOWARD ST	Mixres	BP FILED	16	16	16	16
915 - 935 MINNA ST	Resident	CONSTRUCTION	44	44	6	6
915 - 935 MINNA ST	Resident	CONSTRUCTION	6	6	0	0
250 10TH ST	Vacant	CONSTRUCTION	0	0		0
220 09TH ST	Resident	BP Filed	74	74		0
244 09TH ST	Mixres	BP APPROVED	19	19		
1394 HARRISON ST	Resident	BP ISSUED	68	68	0	0
347 10TH ST	Resident	BP FILED	9	9		0
1455 FOLSOM ST	CIE	BP FILED				
1415 FOLSOM ST	Mixres	PL Filed	8	8	0	0
215 - 217 DORE ST	Resident	PL APPROVED	2	1		
1190 BRYANT ST	Vacant	BP FILED	0	0		0
222 DORE ST	Resident	PL FILED	33	33	3	3
340 DIVISION ST	Mixed	BP ISSUED				
1270 MISSION ST	Mixres	BP ISSUED	299	299	64	64
1125 MARKET ST	Mixres	PL FILED	0	0		
TRINITY PLAZA	Mixres	CONSTRUCTION	501	501	74	74
1068 MISSION ST	Resident	BP ISSUED	254	254	254	254
527 STEVENSON ST	Vacant	BP Filed	0	0		0
1053 MARKET ST	Visitor	PL Approved				
996 MISSION ST	Visitor	PL FILED				
469 STEVENSON ST	Vacant	PL Filed	495	495	84	84
706 MISSION ST	Mixres	CONSTRUCTION	185	185	0	0
79 NEW MONTGOMERY ST	CIE	BP FILED				

DRAFT V3  
1/28/23

5 03RD ST	Mixed	PL FILED				
180 NEW MONTGOM- ERY ST	CIE	BP FILED				
457 Minna	Resident	PL FILED	270	270	143	143
941 MISSION ST	Resident	BP ISSUED	302	302	91	91
5M	Mixres	PL APPROVED	386	386	0	0
1076 HOWARD ST	MIPS	PL FILED				
534 - 536 NATOMA ST	Resident	CONSTRUCTION	5	1		
119 07TH ST	Mixres	CONSTRUCTION	39	39	0	0
1144 HOWARD ST	Vacant	BP Filed				0
661 NATOMA ST	Resident	BP Filed	3	3		0
612 NATOMA ST	Resident	PL FILED	1	1		
1145 MISSION ST	Mixres	PL FILED	25	25		
1298 HOWARD ST	Mixres	BP ISSUED	155	130	34	9
727 - 731 NATOMA ST	Resident	BP FILED	10	6		
774 NATOMA ST	Resident	BP Filed	1	1		0
1228 FOLSOM ST / 723 - 725 CLEMENTINA	Mixres	BP APPROVED	24	24	3	3
735 CLEMENTINA ST	Resident	BP FILED	1	1		
235 09TH ST	CIE	BP FILED	0	0	0	
767 TEHAMA ST	Resident	CONSTRUCTION	5	3		
230 07TH ST	Mixres	BP ISSUED	40	40	5	5
262 07TH ST	Mixres	PL FILED	96	96	17	17
1174 - 1178 FOLSOM ST	Mixres	CONSTRUCTION	42	42	0	0
34 LANGTON ST	Resident	CONSTRUCTION	5	5		
280 07TH ST	Mixres	BP APPROVED	17	17	2	2
1060 FOLSOM ST	MIPS	BP FILED				
130 RUSS ST	Resident	BP Filed	1	1		0
1035 HOWARD ST	Mixed	PL Filed	0	0	0	0
1025 HOWARD ST	Visitor	PL FILED				
31-33 HARRIET ST	Resident	CONSTRUCTION	16	0		0

980 FOLSOM ST	Mixres	BP ISSUED	34	34	4	4
457 TEHAMA ST	Resident	CONSTRUCTION	1	1		
451 - 453 TEHAMA ST	Resident	PL FILED	7	3		
415-417 TEHAMA ST	Resident	BP APPROVED	8	0		0
921 HOWARD ST	Mixres	PL FILED	205	205	205	205
219 06TH ST	Mixres	PL FILED	0	-2		
465 TEHAMA ST	Vacant	PL FILED		0		
250 04TH ST	Visitor	CONSTRUCTION				
816 FOLSOM ST	Vacant	PL Filed		0		0
875 HOWARD ST	MIPS	BP FILED				
266 04TH ST	Vacant	CONSTRUCTION				
95 HAWTHORNE ST	Mixres	PL FILED	392	392	55	55
350 02ND ST	Vacant	PL Filed				0
650 HARRISON ST	Vacant	PL Filed	245	245	35	35
655 FOLSOM ST	Mixres	BP ISSUED	89	89	0	0
667 Folsom St, 120 Hawthorne St, 12	Mixres	PL Filed	229	229	34	34
633 FOLSOM ST	MIPS	PL APPROVED				
744 HARRISON ST	Mixres	BP FILED	4	4		
768 HARRISON ST	Mixres	BP APPROVED	26	26		
345 04TH ST	Vacant	BP ISSUED				
399 05TH ST	Visitor	PL FILED				
300 05TH ST	Mixres	BP Filed	130	130	20	20
5TH ST / CLARA ST / SHIPLEY ST	Mixres	BP ISSUED	123	123	18	18
224-228 CLARA ST	Resident	PL Filed	8	7	0	0
255 SHIPLEY ST	Resident	BP FILED	24	24	3	3
268 CLARA ST	Resident	BP ISSUED	2	1		
272 CLARA ST	Mixres	CONSTRUCTION	3	2		
363 06TH ST	Mixres	CONSTRUCTION	104	104	12	12
345 06TH ST	Mixres	CONSTRUCTION	102	102	14	14

265 SHIPLEY ST	Resident	BP FILED	9	9		
225 SHIPLEY ST	Resident	CONSTRUCTION	9	9		
953 - 955 FOLSOM ST	Mixres	BP FILED	23	23		
985 FOLSOM ST	Vacant	BP Filed	0	0		0
301 06TH ST	Mixres	PL Approved	95	95	13	13
300 05TH ST	Mixres	PL FILED	9	9		
377 06TH ST	Mixres	BP ISSUED	90	90	12	12
1075 & 1089 FOLSOM ST	Mixres	BP ISSUED	48	48		
40 CLEVELAND ST	Resident	BP APPROVED	3	3		
85 COLUMBIA SQUARE ST	Resident	BP FILED	2	2		
1144 - 1150 HARRISON ST	Mixres	CONSTRUCTION	381	381	0	0
10 HERON ST	Resident	BP Filed	9	9		0
1170 HARRISON ST	MIPS	BP FILED				
349 08TH ST	Mixres	CONSTRUCTION	38	38	6	6
182 LANGTON ST	Vacant	PL Filed	6	2		0
1201 FOLSOM ST	Vacant	BP Filed				0
1245 FOLSOM ST	Mixres	PL FILED	37	37	7	7
1233 FOLSOM ST	Vacant	PL Filed	24	24	2	2
1233 FOLSOM ST	Resident	BP Filed	24	24		0
HSH - Navigation Center - 5th & Bry	Vacant	PL Approved		0		0
701 HARRISON STREET	Vacant	PL Filed		0		0
725 HARRISON ST	Vacant	BP Filed	0	0		0
598 BRYANT ST	Mixres	PL Filed	353	353	54	54
400 - 416 02ND ST	Mixres	PL FILED	491	491		
600 VAN NESS AV	Mixres	BP ISSUED	168	168	24	24
432 BRYANT ST	Vacant	BP Filed				0
657 HARRISON ST	Resident	BP Filed	489	489		0
108 SOUTH PARK *	Resident	BP Filed	4	3		0
156 SOUTH PARK *	Vacant	BP Filed	0	0		0

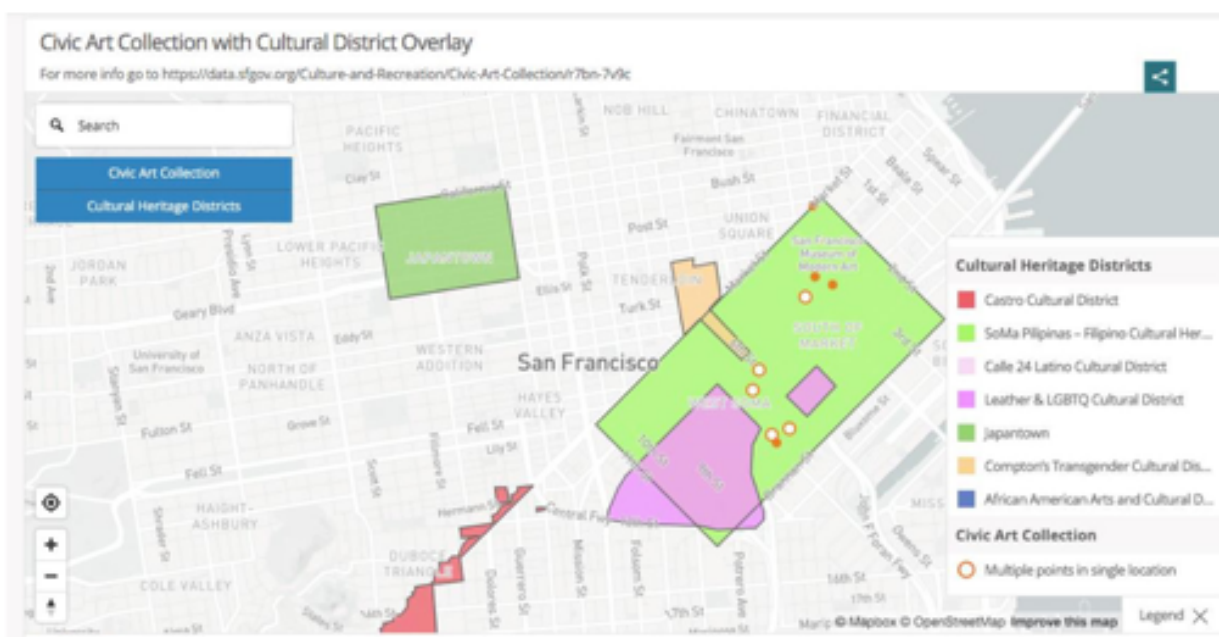


565 BRYANT ST	Vacant	PL Filed				
9 FREELON ST	MIPS	BP FILED				
531 BRYANT ST	MIPS	PL FILED				
424 Brannan ST	Vacant	PL Filed				
518 BRANNAN ST	Vacant	BP Filed	0	0		0
598 BRANNAN ST	MIPS	PL FILED	0	0		
530, 542, & 548 BRANNAN ST	Resident	BP ISSUED	45	9		
530, 542, & 548 BRANNAN ST	Resident	BP ISSUED	42	8		
530, 542, & 548 BRANNAN ST	Resident	BP ISSUED	42	10	0	0
630 - 698 BRANNAN ST	MIPS	PL FILED				
833 BRYANT ST	Resident	BP ISSUED	146	146	146	146
979 BRYANT ST	Retail/Ent	BP ISSUED				
975 BRYANT ST	Mixres	CONSTRUCTION	185	185	30	30
2 SUMNER ST	Resident	BP Filed	1	1		0
462 BRYANT ST	MIPS	PL FILED				
735 BRYANT ST	Mixed	CONSTRUCTION				
828 BRANNAN ST	Mixres	PL FILED	50	50	9	9
<b>TOTAL</b>			<b>8042</b>	<b>7866</b>	<b>1499</b>	<b>1474</b>

Source: San Francisco Planning Department

### (3.) Arts & Culture

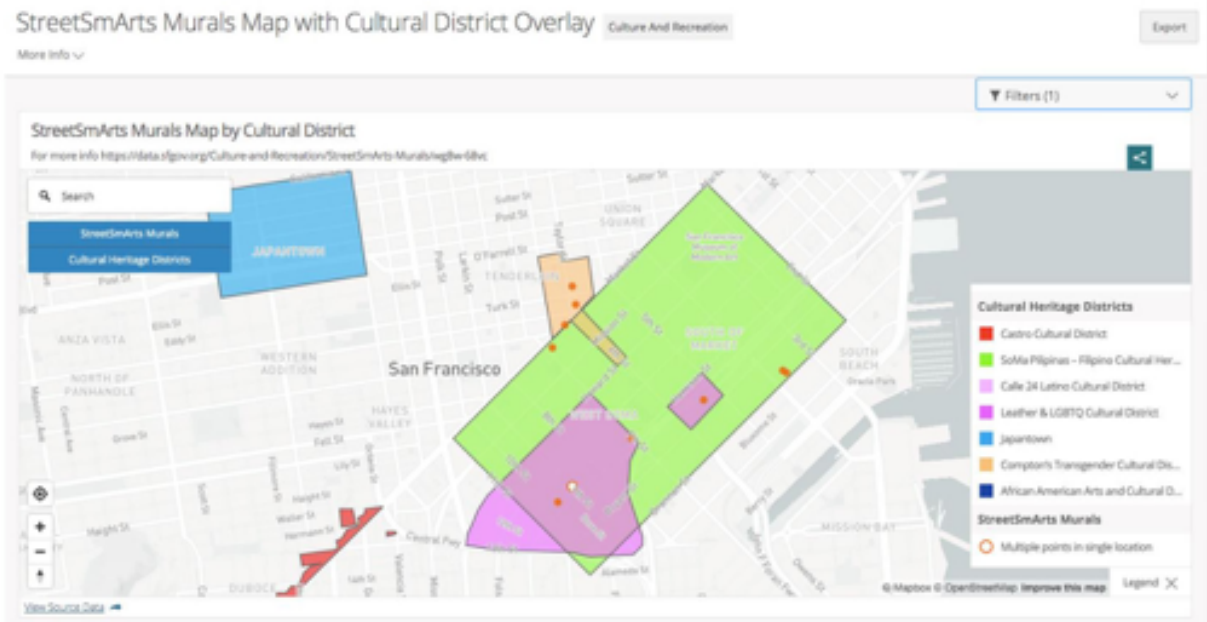
There are 26 art pieces in the Civic Art Collection



Source: San Francisco Arts Commission – Civic Art Collection Map

DRAFT V3  
1/28/23

*There are 3 murals bundled by Street SmArts*



Source: San Francisco Arts Commission – StreetSmArts Murals Map

StreetSmARTS is a Department of Public Works (DPW) graffiti abatement program, administered through the San Francisco Arts Commission (SFAC). The program connects artists with private property owners to create murals on their buildings, enhancing the character of the property and surrounding neighborhood, while deterring ongoing vandalism.

*StreetSmArts Murals in SOMA Pilipinas:*

<i>Fiscal Year</i>	<i>Artist</i>	<i>Address</i>
2013/14	Ian Ross	41 Freelon Street
2010/11	Tirso Gonzalez	1089 Market Street
2011/12	Ian Ross	466 Brannan Street

*There are 2 City-funded Cultural Centers in SOMA*

<i>City-funded Cultural Centers in SOMA Pilipinas</i>
1. SOMArts - 934 Brannan Street
2. Asian Pacific Islander Cultural Center - Virtual, fiscally-sponsored by SOMArts

DRAFT V3  
1/28/23

# (4.) Economic & Workforce Development

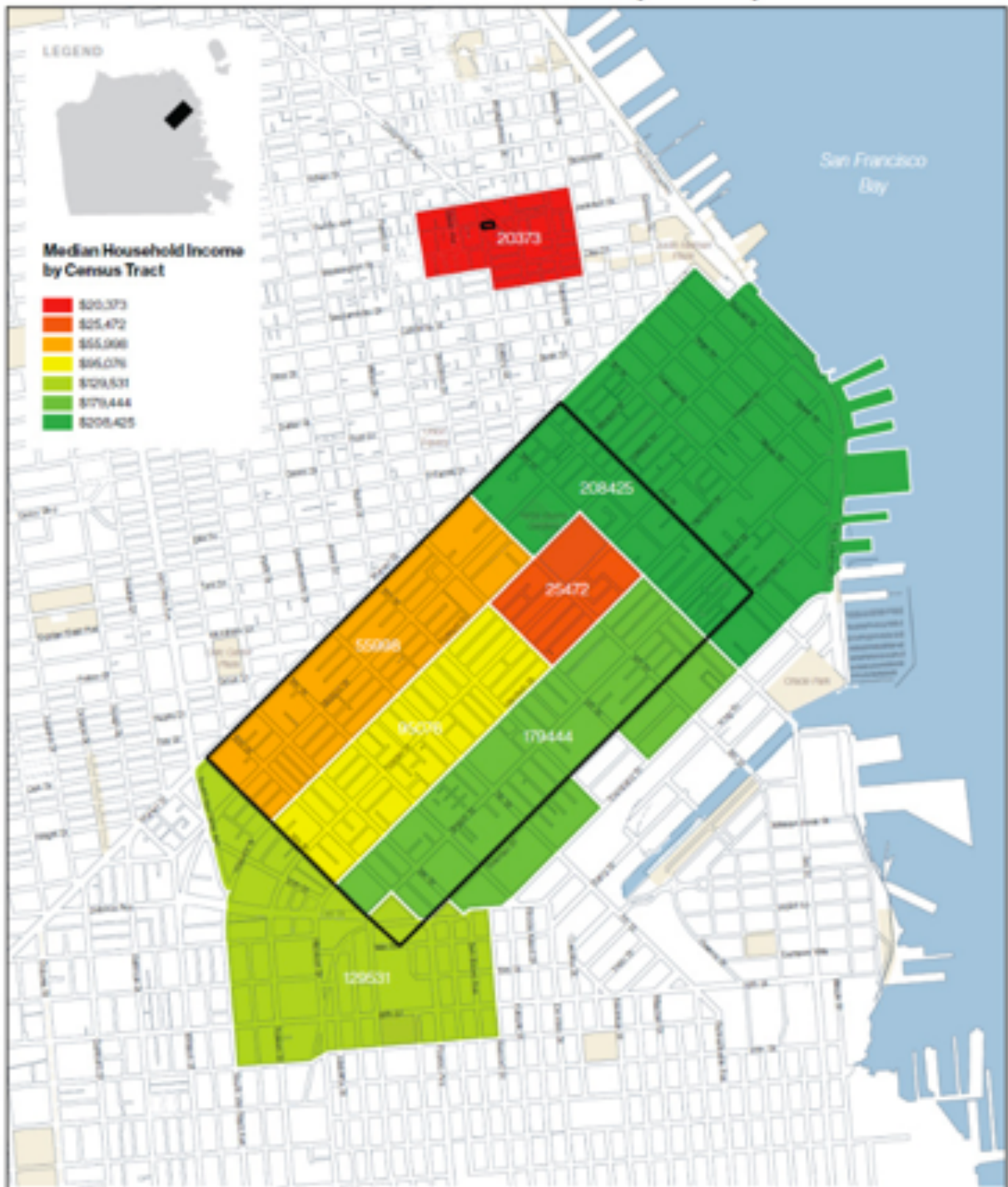
[ Median Income of Census Tracts in the SOMA Pilipinas Cultural District Ranges \$10,618 - \$250,000+ ]

## Median Household Income by Census Tract and Race in SOMA Pilipinas

Census Tracts	Median Household Income									Number of Households	
	All Households	Black	American Indian	Asian	Pacific Islander	Some Other Race	Two or More Races	Hispanic/Latino	White	Unadjusted	Adjusted
176.02	\$55,714			\$100,266						3,499	3,444
176.03	\$80,613	\$10,618		\$80,113				\$164,177		4,684	4,616
176.04	\$106,597			\$119,403			\$151,152			2,710	2,635
177	\$151,406			\$134,000			\$191,058	\$163,555	\$169,250	1,877	57
178.01	\$28,634	\$11,181		\$18,464			\$192,885		\$183,036	3,895	3,895
178.03	\$53,790					\$36,424	\$210,536	\$36,105		2,458	2,458
178.04	\$130,980			\$150,268		\$31,721		\$47,632	\$159,286	4,382	4,382
180	\$160,469	\$49,516		\$173,214					\$184,625	3,504	2,589
611.01	\$20,159			\$18,241						1,913	11
615.01	+\$250,000			+\$250,000					\$211,830	2,050	1,063
615.02	\$102,362			\$132,386					\$102,269	1,703	842
615.03	+\$250,000			\$194,552					+\$250,000	3,102	1,409
<b>Total</b>										<b>35,777</b>	<b>27,401</b>

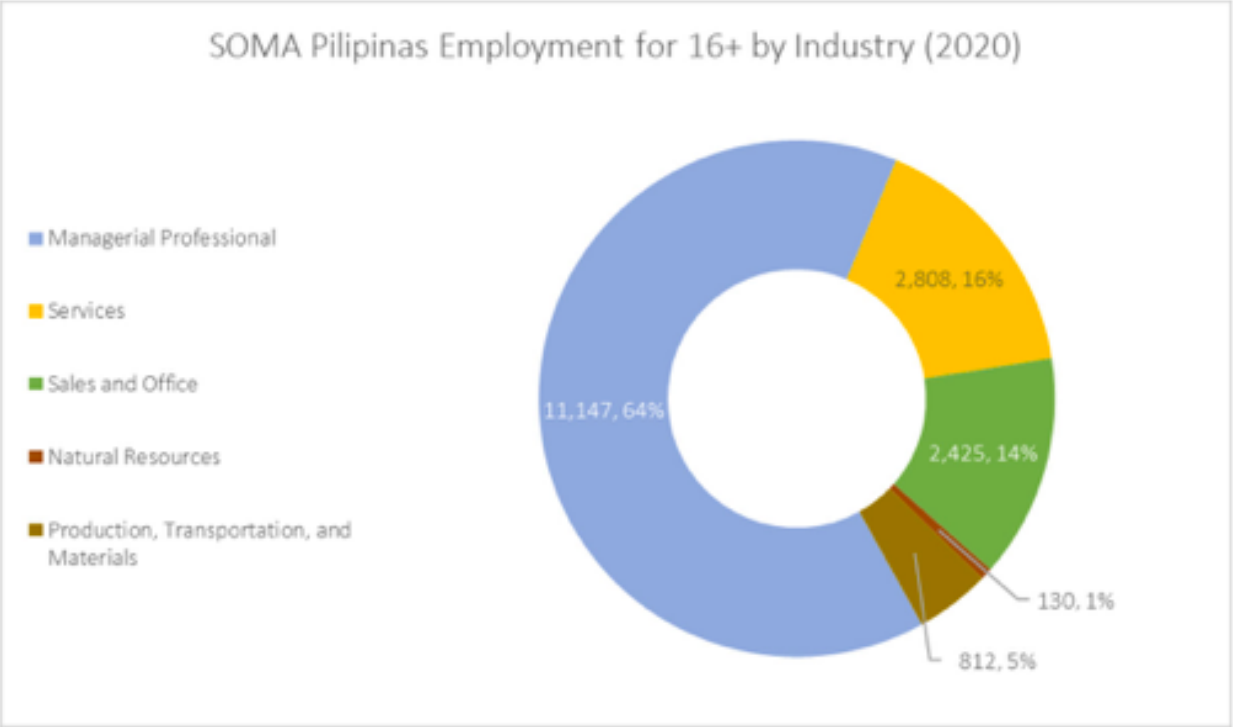
Source: U.S. Census Bureau, 2015-2020 American Community Survey 5-Year Estimates

DRAFT V3  
1/28/23

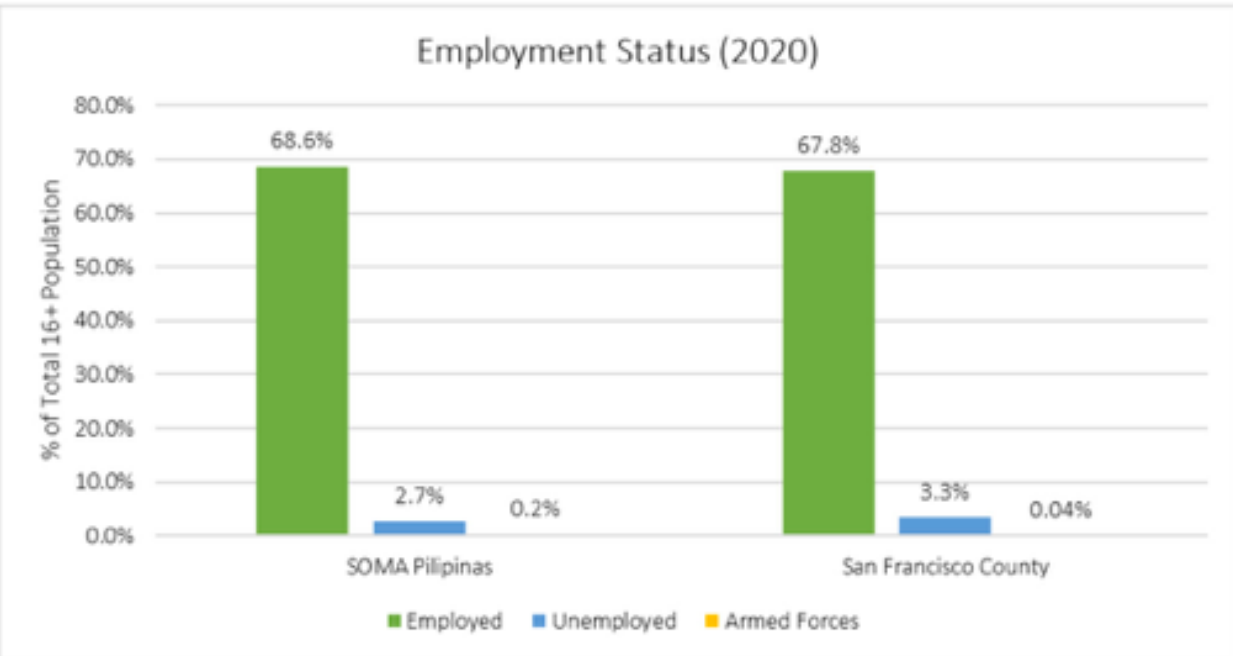


Source: U.S. Census Bureau, 2015-2020 American Community Survey 5-Year Estimates

SOMA Pilipinas Employment for 16+ by Industry (2020)



Employment Status (2020)



Source: American Community Survey 2015-2020



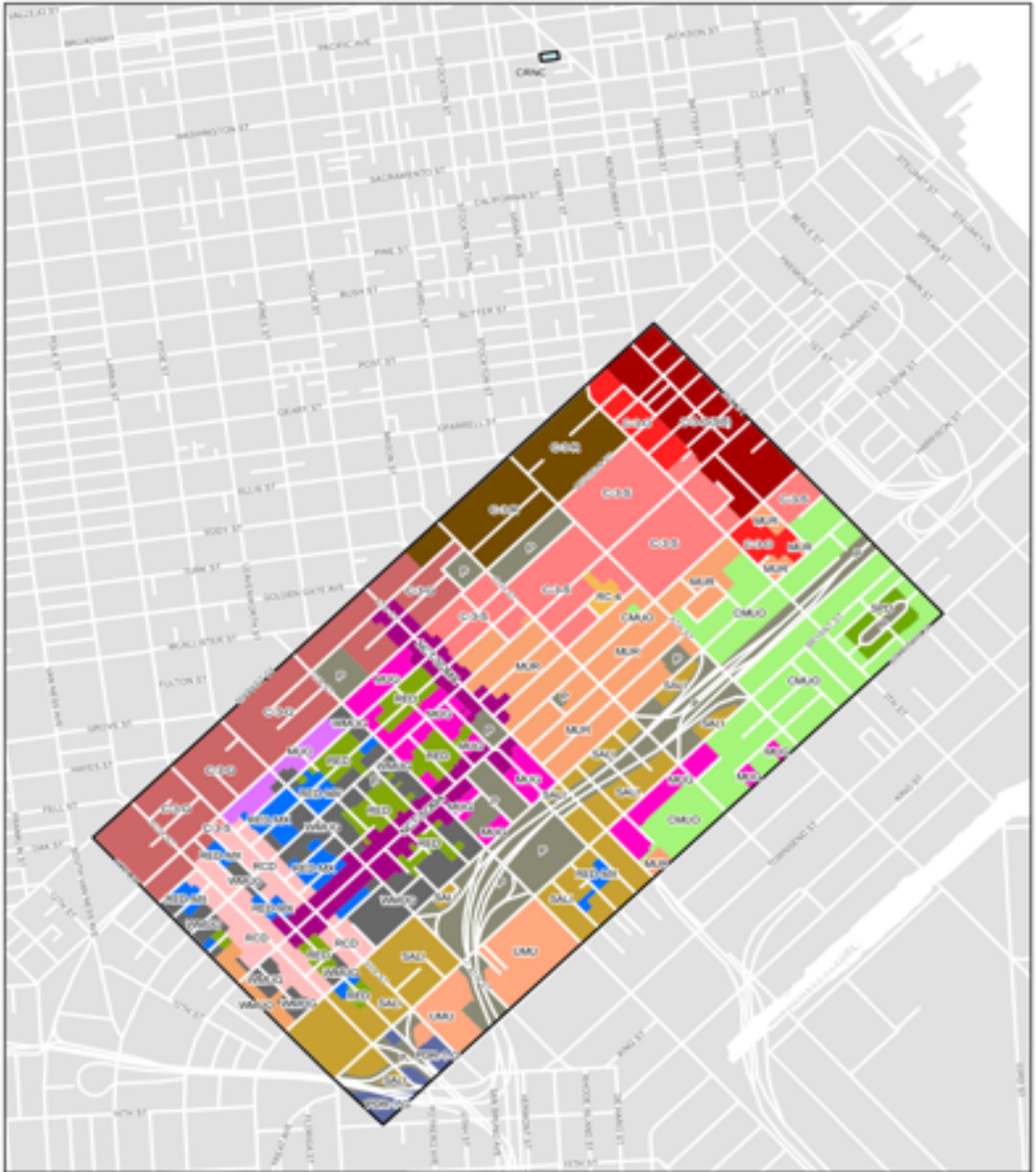
**SoMa Pilipinas – Filipino Cultural Heritage Cultural District**  
**Legacy Businesses**  
**SAN FRANCISCO**

Source: San Francisco Planning Department



# (5.) Place-Keeping & Place Making

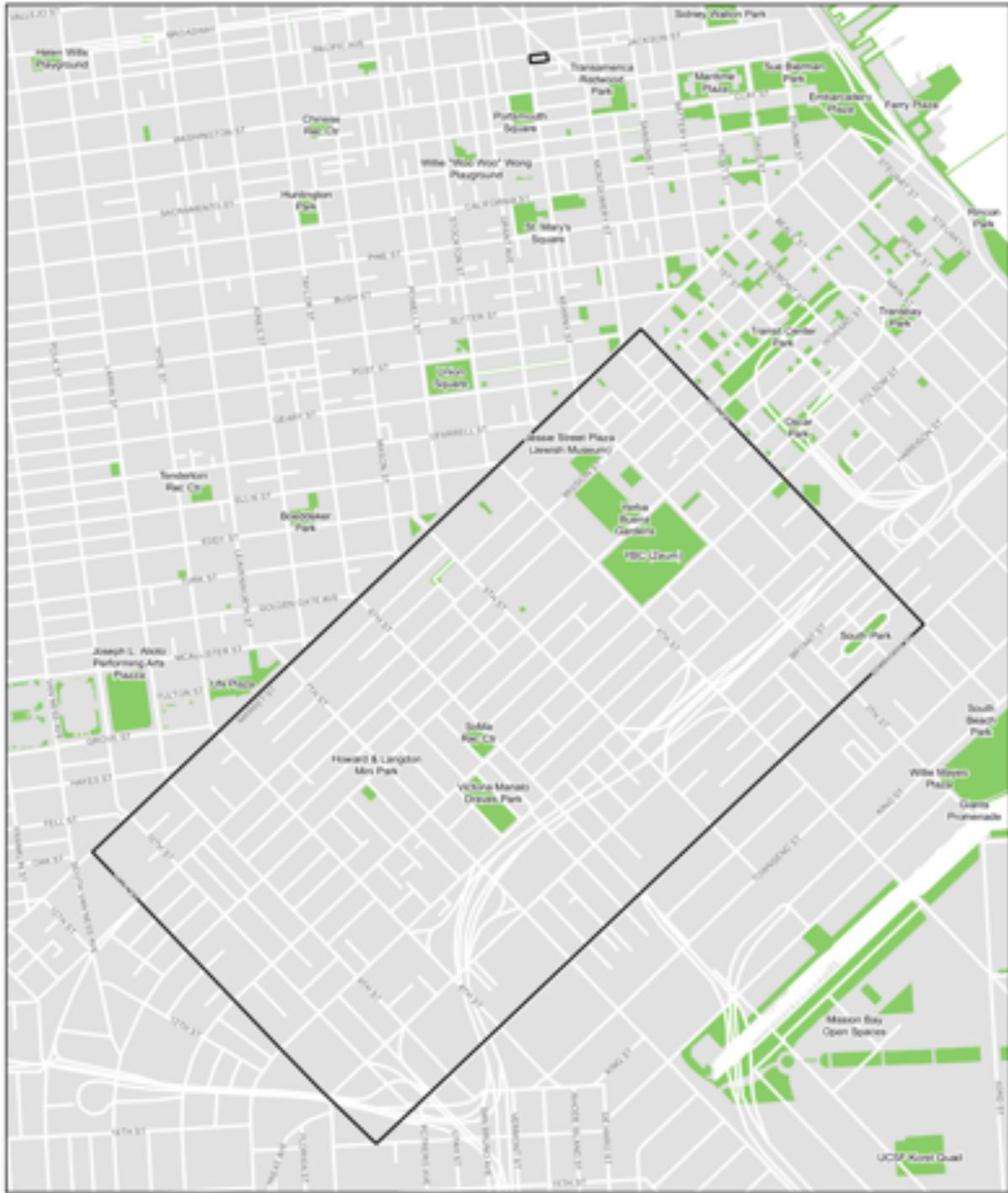
DRAFT V3  
1/28/23



SoMa Pilipinas – Filipino Cultural Heritage Cultural District  
Zoning Districts

SAN FRANCISCO

Source: San Francisco Planning Department



**SoMa Pilipinas – Filipino Cultural Heritage Cultural District**  
**Parks and Open Space**

**SAN FRANCISCO**

0 0.125 0.25 0.5 Miles



Source: San Francisco Planning Department

### *Planning Department's Neighborhood Contact List for SOMA Notifications*

The Planning Department's 'Neighborhood Contact Lists' are created per Neighborhood Boundary as described in the SF Planning Code. For more information you can explore it at [sfplanninggis.org](http://sfplanninggis.org)

- **How is this list created?** Each organization on the list has requested to be notified of projects undergoing Planning review in their neighborhood. It is a fully opt-in system. They can request notifications for as many neighborhoods as they like. It is a free service. Organizations can sign up on our website or call or write.
- **What are the qualifiers for who is currently on this list?** There are no qualifiers except that you are an organization.
- **How is this list managed and/or updated?** Planning's administrative staff update and manage it as requests come in. Since it's free, there is no need to re-submit requests annually.
- **What goes out to those on this list?** An email or letter is sent prior to Planning Commission hearings, Zoning Administration hearings, or staff approval of a project application. Notification length is 20-30 days depending on the project type. We also require larger projects to notify the organizations and hold an engagement meeting prior to project submittal (pre-application meeting). Notes from those meetings have to be submitted with the application.

### *The Planning Department's SOMA Neighborhood Contact List*

- Alliance for a Better District 6
- American Friends Service Committee
- Both Sides of the Conversation
- Castro LGBTQ Cultural District
- District 6 Community Planners
- Dogpatch Neighborhood Association
- Hallam Street Homeowners Association
- Hayes Valley Neighborhood Association
- Hayes Valley Safe
- Hayes Valley Small Business Association
- HERE Local 2
- Hotel Zeppelin
- Leather and LGBTQ Cultural District
- LMNOP Neighbors
- Market Street Association
- Market/Octavia Community Advisory Comm.
- Mid-Market Community Benefit District
- One Ecker Owners Association
- People Organizing to Demand Environmental and Economic Rights (PODER)
- Potrero Boosters Neighborhood Association
- Potrero Hill Neighbors/Save the Hill
- Potrero-Dogpatch Merchants Association
- Rincon Hill Residents Association
- Samoan Development Centre
- San Franciscans for Reasonable Growth (SFRG)
- San Francisco Citizens for Considered Development
- San Francisco Land Use Coalition (SFLUC)
- SF CityWide
- SOMA Leadership Council
- SoMaBend Neighborhood Association
- South Beach/Rincon/ Mission Bay Neighborhood Association
- South of Market Community Action Network (SOMCAN)
- Tenderloin People's Congress
- TJPA CAC
- TODCO Impact Group
- York Realty

**MOHCD Community Development Grantee List in SOMA**

Below is a list of all grantees for fiscal year 2019-2020 and 2020-21. This list is not de-duplicated in that it lists a program twice if it was funded in both years.

<b>Agency Name</b>	<b>Program Name</b>	<b>MOHCD Program Area</b>
Asian Pacific Islander Legal Outreach (APILO)	API Civil Legal Services	Access to Civil Justice
PRC	SSI For Families	Access to Civil Justice
SF Study Center, Incorporated, fiscal sponsor of the Bill Sorro Housing Program	Citywide Access to Housing	Access to Housing
ASIAN, Inc.	Homeownership Education and Counseling Services	Access to Housing
Homeownership SF	Pre- and Post-Purchase Coordination	Access to Housing
Homeownership SF	Rental Coordination	Access to Housing
SF Study Center, Incorporated, fiscal sponsor of the Bill Sorro Housing Program (Bishop)	Bill Sorro Housing Program (BiSHoP)	Access to Housing
Homeownership SF	Access to Housing - Citywide	Access to Housing
Homeownership SF	Tenant and Applicant Support Services - Citywide	Access to Housing
Homeownership SF	Access to Housing – SFUSD Educator Outreach Program	Access to Housing
FADF fiscal sponsor of Pin@y Educational Partnerships (PEP)	Pin@y Educational Partnerships (PEP)	Access to Opportunity
United Playaz	Connective Services	Access to Opportunity
FADF fiscal sponsor South of Market Community Action Network	Case Management Program	Access to Opportunity
St. James Infirmary, fiscal sponsor of the Transgender Gender Variant Intersex Justice Project	Transgender, Gender Variant, Intersex (TGI) Community and Clinical Services Program	Access to Opportunity
Episcopal Community Services of San Francisco	ECS Jobs Center	Access to Opportunity

PRC	Pre-Employment Program	Access to Opportunity
Community Forward SF, Inc.	HVAC and Roof Repairs	Capital Projects
Centers for Equity and Success, Inc.	EETC Facility Upgrades	Capital Projects
West Bay Pilipino Multi-Services, Inc.	West Bay's Permanent Home at 150 7th Street	Capital Projects
Baker Places, Inc.	Baker Places Residential Capital Improvement Project	Capital Projects
FADF fiscal sponsor of SoMa Pilipinas Cultural District	SoMa Pilipinas	Community Building and Neighborhood Planning
United Playaz	Firearm Return	Community Building and Neighborhood Planning
United Playaz	SOMA Youth Collaborative (SYC)	Community Building and Neighborhood Planning
Kultivate Labs	Filipino American Cultural Center	Community Building and Neighborhood Planning
FADF fiscal sponsor of SoMa Pilipinas Cultural District	LIWANAG - Reissue + Relaunch	Community Building and Neighborhood Planning
United Playaz	Firearm Return Program	Community Building and Neighborhood Planning
Centers for Equity and Success, Inc.	Community Action Grantmaking	Community Building and Neighborhood Planning
ASIAN, Inc.	SF Multilingual Small Business and Micro- Enterprise Technical Assistance Project	Economic Development
Renaissance Entrepreneurship Center	Technical Assistance in English and Spanish to Women Entrepreneurs provided by Renaissance SoMa	Economic Development
Kultivate Labs	Improvements and Beautification of Mission Street Corridor in SOMA	Economic Development
FADF fiscal sponsor South of Market Community Action Network	Tenants' rights and counseling - Excelsior/OMI	Eviction Prevention
Asian Pacific Islander Legal Outreach (APILO)	Direct legal representation - eviction defense	Eviction Prevention

Asian Pacific Islander Legal Outreach (APILO)	Housing Counseling for Immigrant Communities	Eviction Prevention
Eviction Defense Collaborative, Inc.	Give2SF COVID-19 Response and Recovery Fund	Eviction Prevention
Eviction Defense Collaborative, Inc.	EDC: Consolidated Tenant Right to Counsel (with ALC, ALRP, LRCL & ODL)	Eviction Prevention
Hamilton Families	Rental Assistance and Case Management for Formerly Homeless Families	Eviction Prevention
FADF fiscal sponsor South of Market Community Action Network	COVID-19 Tenant Counseling, Navigation, Education & Outreach	Eviction Prevention and Housing Stabilization
SF Study Center, Incorporated, fiscal sponsor of the Bill Sorro Housing Program	COVID-19 Tenant Counseling, Navigation, Education & Outreach	Eviction Prevention and Housing Stabilization
FADF fiscal sponsor South of Market Community Action Network	Tenant Counseling Program	Eviction Prevention and Housing Stabilization
Asian Pacific Islander Legal Outreach (APILO)	API Tenant Right to Counsel	Eviction Prevention and Housing Stabilization
Eviction Defense Collaborative, Inc.	Emergency Rental Assistance Program Delivery	Eviction Prevention and Housing Stabilization
Eviction Defense Collaborative, Inc.	Tenant Right to Counsel Lead Partner	Eviction Prevention and Housing Stabilization
Eviction Defense Collaborative, Inc.	U.S. Treasury Emergency Rental Assistance Program - EDC	Eviction Prevention and Housing Stabilization
Eviction Defense Collaborative, Inc.	COVID-19 Eviction Defense (Tenant Right to Counsel)	Eviction Prevention and Housing Stabilization
PRC	Pre-Employment Services for People with HIV/AIDS or Mental Health Disabilities	Foundational Competencies
West Bay Pilipino Multi-Services, Inc.	College Prep Program	Foundational Competencies
Swords to Plowshares: Veterans Rights Organization	Securing VA Benefits for Homeless and Low- Income Veterans	Legal Services
Asian Pacific Islander Legal Outreach (APILO)	Asian Pacific Islander Legal Outreach	Legal Services

Asian Pacific Islander Legal Outreach (APILO)	Domestic Violence Legal Services	Legal Services
PRC	SSI Advocacy for Families	Legal Services
United Playaz	SOMA Youth Collaborative - Capacity Building	Organizational Capacity Building
Homeownership SF	Capacity building for home ownership counseling agencies	Organizational Capacity Building
Gay, Lesbian, Bisexual, Transgender Historical Society	Capacity Building Project	Organizational Capacity Building
FADF fiscal sponsor of Pin@y Educational Partnerships (PEP)	Pin@y Educational Partnerships (PEP)	Service Connection
United Playaz	TAY Case Management and Support Services	Service Connection
FADF fiscal sponsor South of Market Community Action Network	Case management for SOMA families	Service Connection
Community Forward SF, Inc.	AWP Drop-In Center	Service Connection
Homeownership SF	Post-purchase counseling	Sustainable Homeownership
Homeownership SF	MOHCD Homeownership Program Orientations	Sustainable Homeownership
Homebridge, Inc.	Occupational Skills Training - Health Care	Workforce Development
Episcopal Community Services of San Francisco	Occupational Skills Training - Hospitality	Workforce Development
PRC	Specialized Access Point (Disability)	Workforce Development
America Works of California, Inc.	Reentry focused Specialized Access Point	Workforce Development
Five Keys Schools and Programs	Job Readiness Services	Workforce Development



# Contact Information

**Raquel Redondiez**, Director  
[Raquel@somapilipinas.org](mailto:Raquel@somapilipinas.org)

**David Woo**, CHHESS / Community Development and Policy Coordinator  
[David@somapilipinas.org](mailto:David@somapilipinas.org)

**General Information**  
[info@somapilipinas.org](mailto:info@somapilipinas.org)

DRAFT V3  
1/28/23